



# ARKANSAS RAZORBACKS

1 National Championship » 6 Final Four Appearances » 10 Sweet 16 Appearances » 31 NCAA Tournament Bids

## » 2016-17 SCHEDULE »

Overall: 19-7 | SEC: 8-5 | H: 12-3 | A: 5-4 | N: 2-0

### NOVEMBER (4-1)

		W/L	SCORE
11	Fort Wayne	SEC Network +	W 92-83
14	Southern Illinois	SEC Network +	W 90-65
18	UT Arlington	SEC Network +	W 71-67
22	at Minnesota	ESPN3	L 85-71
28	Mount St. Mary's	SEC Network +	W 89-76

### DECEMBER (7-1)

1	Stephen F. Austin	SEC Network	W 78-62
3	Austin Peay	SEC Network +	W 99-62
6	Houston	SEC Network	W 84-72
10	North Florida	SEC Network	W 91-76
17	Texas^	ESPNU	W 77-74
20	North Dakota St.	SEC Network	W 71-55
22	Sam Houston St.#		W 90-56
29	25Florida*	SEC Network	L 81-72

### JANUARY (5-3)

3	at Tennessee*	SEC Network	W 82-78
7	at Kentucky*	ESPN	L 97-71
10	Mississippi State*	SEC Network	L 84-78
14	Missouri*	SEC Network	W 92-73
17	at Texas A&M*	SEC Network	W 62-60
21	LSU*	SEC Network	W 99-86
24	at Vanderbilt*	SEC Network	W 71-70
28	at Oklahoma St.%	ESPNU	L 99-71

### FEBRUARY (3-2)

1	Alabama*	SEC Network	W 87-68
4	at Missouri*	SEC Network	L 83-78
7	Vanderbilt*	SEC Network	L 72-59
11	at LSU*	SEC Network	W 78-70
15	at 21South Carolina*	SEC Network	W 83-76
18	Ole Miss*	SEC Network	5 p.m.
22	Texas A&M*	SEC Network	7:30 p.m.
25	at Auburn*	SEC Network	7:30 p.m.

### MARCH (0-0)

1	at Florida*	ESPN2	6 p.m.
4	Georgia*	ESPN/2	1 p.m.
8-12	SEC Tournament	Nashville, Tenn.	

All times Central and subject to change  
 # at Verizon Arena (North Little Rock, Ark.)  
 ^ Lone Star Shootout (Houston, Texas)  
 % Big12/SEC Challenge  
 \* SEC Game

## » THE MATCHUP »

### ARKANSAS RAZORBACKS (19-7, 8-5 SEC)

Head Coach: Mike Anderson (Tulsa '82)

Record at Arkansas: 121-71 (6th Season)

Overall Record: 321-169 (15th Season)



VS

### OLE MISS REBELS (16-10, 7-6 SEC)

Head Coach: Andy Kennedy (UAB, '91)

Record at OM: 228-136 (11th Season)

Overall Record: 249-149 (12th Season)



## » #FASTEST40 FACTS »

• Arkansas has recorded eight victories over AP Top 25 teams during the Mike Anderson era, including at least one in five of his six years.

• The Razorbacks have won 19-plus games in four of the last five seasons and are looking to reach the 20-win plateau for the third time in five years.

• Arkansas is one of five teams in the country with 90-plus wins and 15 or fewer losses at home over the last six seasons. The Razorbacks are 92-15 (.860) at BWA under Anderson.

• Jaylen Barford and Dusty Hannahs combined for 43 points at No. 21 South Carolina, marking the first time in six years that multiple Arkansas players scored 20-plus points on the road against a ranked opponent.

• Mike Anderson's 19 SEC road wins in the last five-plus seasons is five more than Arkansas had in the previous 10 years before he took over.

• The Razorbacks are 9-5 in their last 14 games away from Bud Walton Arena, including a 7-2 mark in the last nine SEC road contests.

• Arkansas has rallied from at least a 12-point deficit in all five of its SEC road wins this season.

• The last 17 Arkansas teams to win five-plus road games have advanced to the NCAA Tournament.

• The Razorbacks are tied for fourth in the country with 24 games scoring 70-plus points this year. Arkansas is also a perfect 12-0 when scoring at least 80 points.

## » GAMEDAY INFORMATION »

DATE: Saturday, Feb. 18, 2017 | 5 p.m. CT

LOCATION: Bud Walton Arena (Fayetteville, Ark.)

TV: SEC Network | WatchESPN

TALENT: Dave Neal (PXP), Jon Sundvold (Analyst)

RADIO: Razorback/IMG Sports Network

TALENT: Chuck Barrett (PXP), Matt Zimmerman (Analyst)

STATS: ArkansasRazorbacks.com | StatBroadcast

SERIES RECORD: Arkansas leads, 43-32

NEXT UP: Texas A&M - Wednesday, Feb. 22 at 7:30 p.m. CT

## » A WIN WOULD... »

• Be the sixth 20-win season over the last 15 years since the Nolan Richardson era ended in 2002.

• Give the Razorbacks two different three-game winning streaks in SEC play this season.

• Be the third win against the Rebels in the last five meetings dating back to a 110-80 victory in Fayetteville on March 5, 2014.





### « DUSTY HANNAHS

Needs 84 points to become the 41st player in program history to reach 1,000 career points as a Razorback.

## » HOW THEY COMPARE » BY THE NUMBERS »

	80.2	.463	.379	36.2	14.4	4.8	7.5	74.2	.425	.339	+0.7	1.2
	≈	≈	≈		≈	≈	≈			≈		≈
	POINTS	FG%	3FG%	BOARDS	ASSISTS	BLOCKS	STEALS	SCORING DEFENSE	FG% DEFENSE	3FG% DEFENSE	REBOUND MARGIN	AST-TO RATIO
	78.1	.428	.347	38.9	13.4	4.6	7.0	75.6	.423	.372	+2.6	0.9

#FASTEST40



## NUMERICAL ROSTER »

No.	Name	Pos.	Ht.	Wt.	Yr.	Hometown/High School/Last School
0	Jaylen Barford	G	6-3	202	Jr.	Jackson, Tenn. / Motlow State CC
1	Trey Thompson	F	6-9	265	Jr.	Madison, Ark. / Forrest City HS
2	Adrio Bailey	F	6-6	204	Fr.	Campti, La. / Lakeview HS
3	Dusty Hannahs	G	6-3	203	Sr.	Little Rock, Ark. / Pulaski Academy / Texas Tech
4	Daryl Macon	G	6-3	185	Jr.	Little Rock, Ark. / Parkview HS / Holmes CC
5	Arlando Cook	F	6-8	215	Jr.	St. Louis, Mo. / Madison Prep / Connors State College
11	RJ Glasper	G	5-10	168	Fr.	Forrest City, Ark. / Forrest City HS
12	Brachen Hazen	F	6-8	195	Fr.	Fort Wayne, Ind. / Columbia City HS
13	Dustin Thomas	F	6-8	225	R-Jr.	Texarkana, Texas / Pleasant Grove HS / Colorado
15	Jonathan Holmes	G	Fr.	5-10	190	Columbia, Ill./Columbia HS
21	Manuale Watkins	G	6-3	222	Sr.	Fayetteville, Ark./Fayetteville HS
23	C.J. Jones	G	6-5	175	Fr.	Birmingham, Ala. / Central Park Christian
31	Anton Beard	G	6-0	198	Jr.	N. Little Rock, Ark./North Little Rock HS
33	Moses Kingsley	F	6-10	230	Sr.	Abuja, Nigeria/Huntington Prep (W. Va.)

## COACHING STAFF »

Title	Name	Experience	Alma Mater
Head Coach	Mike Anderson	6th Year	Tulsa, '82
Associate Head Coach	Melvin Watkins	6th Year	Charlotte, '77
Assistant Coach	TJ Cleveland	6th Year	Arkansas, '02
Assistant Coach	Scotty Thurman	1st Year	Philander-Smith, '03
Director of Operations	Matt Zimmerman	6th Year	Arkansas, '90
Director of S-A Development	Jeff Daniels	6th Year	Montevallo, '82
Video Coordinator	Will Bartlett	6th Year	Missouri, '09
Special Assistant to the HC	Lee Mayberry	3rd Year	Arkansas, '15
Graduate Assistant	Kikko Haydar	2nd Year	Arkansas, '14
Graduate Assistant	Riley Hall	2nd Year	Arkansas, '16
Athletic Trainer	Dave England	33rd Year	Arkansas, '80



**Jaylen Barford**  
Jr. | G | 6-3 | 202



**Trey Thompson**  
Jr. | F | 6-9 | 265



**Adrio Bailey**  
Fr. | F | 6-6 | 204



**Dusty Hannahs**  
R-Sr. | G | 6-3 | 210



**Daryl Macon**  
Jr. | G | 6-3 | 185



**Arlando Cook**  
Jr. | F | 6-8 | 215



**RJ Glasper**  
Fr. | G | 5-10 | 168



**Brachen Hazen**  
Fr. | F | 6-8 | 195



**Dustin Thomas**  
R-Jr. | F | 6-8 | 225



**Manuale Watkins**  
Sr. | G | 6-3 | 222



**C.J. Jones**  
Fr. | G | 6-5 | 175



**Anton Beard**  
Jr. | G | 6-0 | 198



**Moses Kingsley**  
Sr. | F | 6-10 | 230



**Mike Anderson**  
Head Coach - 6th Season

## A-Z ROSTER »

No.	Name	Yr.
2	Bailey, Adrio	Fr.
0	Barford, Jaylen	Jr.
3	Beard, Anton	Jr.
5	Cook, Arlando	Jr.
11	Glasper, RJ	Fr.
3	Hannahs, Dusty	Sr.
12	Hazen, Brachen	Fr.
15	Jonathan Holmes	Fr.
23	Jones, C.J.	Fr.
33	Kingsley, Moses	Sr.
4	Macon, Daryl	Jr.
1	Thompson, Trey	Jr.
13	Thomas, Dustin	R-Jr.
21	Watkins, Manuale	Sr.

## BY STATE »

<b>Alabama (1)</b>		
23	Jones, C.J.	Fr.
<b>Arkansas (6)</b>		
3	Beard, Anton	Jr.
11	Glasper, RJ	Fr.
4	Macon, Daryl	Jr.
3	Hannahs, Dusty	Sr.
1	Thompson, Trey	Jr.
21	Watkins, Manuale	Sr.
<b>Illinois (1)</b>		
15	Holmes, Jonathan	Fr.
<b>Indiana (1)</b>		
12	Hazen, Brachen	Fr.
<b>International (1)</b>		
33	Kingsley, Moses	Sr.
<b>Louisiana (1)</b>		
2	Bailey, Adrio	Fr.
<b>Missouri (1)</b>		
5	Cook, Arlando	Jr.
<b>Tennessee (1)</b>		
0	Barford, Jaylen	Jr.
<b>Texas (1)</b>		
13	Thomas, Dustin	R-Jr.

## BY CLASS »

<b>FRESHMEN (4)</b>		
2	Bailey, Adrio	Fr.
11	Glasper, RJ	Fr.
12	Hazen, Brachen	Fr.
15	Holmes, Jonathan	Fr.
23	Jones, C.J.	Fr.
<b>JUNIORS (6)</b>		
0	Barford, Jaylen	Jr.
3	Beard, Anton	Jr.
5	Cook, Arlando	Jr.
4	Macon, Daryl	Jr.
1	Thompson, Trey	Jr.
13	Thomas, Dustin	R-Jr.
<b>SENIORS (3)</b>		
3	Hannahs, Dusty	Sr.
33	Kingsley, Moses	Sr.
21	Watkins, Manuale	Sr.

## THE PRONUNCIATIONS »

Adrio Bailey: A-Dree-O  
Brachen Hazen: Brack-en Haiz-en  
Manuale Watkins: Man-YOU-L

### MAKE 'EM PAY »

• Arkansas has scored double-digit points off turnovers in 25 of 26 games this season, including 20-plus points off miscues eight different times.

### MAKIN' THE FREEBIES »

• The Razorbacks are third in the SEC and rank 44th in the country in free throw percentage at 74.9 percent, averaging 18.1 made free throws per game.

• Arkansas and Wofford are the only program in the country with two players in the top 40 in the nation in free throw percentage as Dusty Hannahs is 37th at .884 and Daryl Macon is 39th at .883.

• Arkansas has two of the top four free throw shooters in the SEC. Hannahs is third in the conference and Macon is fourth.

• Macon (29) and Hannahs (26) each have streaks of 25-plus made free throws this season and Macon has made six straight after a 6-for-6 performance at South Carolina.

### THE SPLASH ZONE EFFECT »

• Arkansas ranks second in the SEC in 3-point field goal percentage at .379, but has the third fewest attempts in the league at 462, which is 190 fewer than league-leader Vanderbilt.

• Against the best 3-point defense in the country Wednesday at No. 21 South Carolina, Arkansas shot 50 percent from long range, going 7-of-14, including 5-of-7 in the first half.

• The Razorbacks have made at least one 3-pointer in 932 consecutive games dating back to Jan. 7, 1989 against Texas.

### RUNS AND STREAKS »

• Arkansas has recorded runs of at least 10-0 on 22 different occasions this year, including a season-high 21-0 run against Austin Peay on Dec. 3. The Razorbacks have multiple 10-0 runs in seven games this year.

• The Razorbacks have held opponents scoreless for three-plus minutes 42 times this year, including at least once in 21 of 26 games this season. Arkansas held UT Arlington scoreless for a season-best 7:11 during the second half, going on a 15-0 run.

• Arkansas is -7 in scoring in the first half and +163 in the second half.

### SHARING IS CARING »

• Arkansas is tied for 37th in the country with six games of 20-plus assists this season after recording 20 helpers against LSU (Feb. 11). The Razorbacks are 38-3 in the Mike Anderson era when dishing out 20-plus assists.

### BUILDING BLOCKS »

• Moses Kingsley is 11th in the country with 2.69 blocks per game this season and has recorded at least one block in 55 of his last 59 contests.

• Has multiple blocks in 18 games, and is T-16th in the country with four games of 5+ blocks. He is also T-8th with 14 games of 3+ blocks.

• Is currently the SEC's active leader with 233 career blocks.

### ELITE COMPANY »

• With 309 points this season, Moses Kingsley has joined Razorback legend Oliver Miller as the only players in program history to reach 1,000 points, 600 rebounds and 200 blocks as a Razorback.

Player	Gms	Rbds	Blks	Pts
Oliver Miller	137	886	345	1,674
<b>Moses Kingsley</b>	<b>126</b>	<b>685</b>	<b>233</b>	<b>1,076</b>

*Note - Miller will be recognized as an Allstate® SEC Legend at the 2017 SEC Tournament.*

### THE OTHER GUYS' RPI »

Opponent	W/L	RPI
Florida	L (H)	9
Kentucky	L (A)	10
Minnesota	L (A)	23
South Carolina	W (A)	26
Oklahoma State	L (A)	28
UT Arlington	W (H)	41
Tennessee	W (A)	46
Georgia	--	52
Houston	W (H)	56
Vanderbilt	W (A); L (H)	62
Ole Miss	--	66
Alabama	W (H)	69
Auburn	--	71
Texas A&M	W (A)	94
North Dakota State	W (H)	99
Mississippi State	L (H)	129
Sam Houston State	W (N)	140
Fort Wayne	W (H)	143
Texas	W (N)	153
LSU	W (H); W (A)	154
Mount Saint Mary's	W (H)	167
Southern Illinois	W (H)	180
Stephen F. Austin	W (H)	229
Missouri	W (H); L (A)	248
North Florida	W (H)	256
Austin Peay	W (H)	268

### THE RPI BREAKDOWN »

vs 1-50	3-4
vs 51-100	5-1
vs 101-200	7-1
vs 201+	4-1
Overall	19-7

• Arkansas moves up 12 spots and check in at No. 36 in the NCAA RPI after a road win at South Carolina. The SEC has five top 50 teams and 11 teams in the top 100.

### RECORD BREAKDOWN

At Home (Bud Walton Arena)	12-3
On The Road	5-4
Neutral	1-0
Neutral (Verizon Arena)	1-0
White Uniforms	13-3
Cardinal Uniforms	6-3
Anthracite Uniforms	0-1

### HALFTIME/LEADS/OVERTIME

Leading at the half, home	9-0
Leading at the half, road/neutral	2-0
Tied at the half, home	1-0
Tied at the half, road/neutral	1-0
Trailing at the half, home	2-3
Trailing at the half, road/neutral	4-4
Games decided by 5 points or fewer	5-1
Games decided by 10 points or fewer	8-3
Leading with 5:00 left	16-0
Leading with 2:00 left	17-0
Overtime games	0-0

### OFFENSE

Scoring less than 70 points	1-1
Scoring 70-79 points	6-6
Scoring 80-89 points	5-0
Scoring 90-99 points	7-0
Scoring 100+ points	0-0
2 Players Or Less in Double Figures	2-1
3 Players in Double Figures	3-2
4 Players in Double Figures	7-4
5 Players in Double Figures	6-0
6 Players in Double Figures	1-0
7 Players in Double Figures	0-0
1 Player Scores 20 Points	3-2
2 Players Score 20 Points	1-0
When shooting 50 percent or higher	9-1
When shooting less than 50 percent	10-6

### REBOUNDING/TURNOVERS

When outrebounding opponent	14-2
When outrebounded	5-4
When rebounds are even	0-1
When grabbing 10+ offensive reb	16-6
When forcing 15+ turnovers	8-2
When committing less than 15 turnovers	18-5
When committing 15+ turnovers	1-2

### Top Scorers (Includes Ties)

Dusty Hannahs	8-2
Daryl Macon	8-2
Moses Kingsley	2-1
Jaylen Barford	2-2
Adrio Bailey	1-0
Anton Beard	1-0

### Top Rebounders (Includes Ties)

Moses Kingsley	15-4
Dustin Thomas	3-3
Anton Beard	1-0
Jaylen Barford	1-0
Manuale Watkins	1-2
Adrio Bailey	1-0
Arlando Cook	1-0
Daryl Macon	1-0

### Months

In November	4-1
In December	7-1
In January	5-3
In February	3-2

## » QUICK FACTS »

### ABOUT ARKANSAS

Location.....	Fayetteville, Ark.
Enrollment .....	27,194
Founded.....	1871
Colors .....	Cardinal (PMS 201) and White
Nickname.....	Razorbacks
Conference.....	Southeastern (SEC)
Arena (Capacity).....	Bud Walton Arena (19,200)

### ADMINISTRATION

System President .....	Dr. Donald R. Bobbitt
Chancellor .....	Dr. Joseph E. Steinmetz
Vice Chancellor and Athletic Director .....	Jeff Long
Faculty Representative .....	Dr. Sharon Hunt

### COMMUNICATIONS

Associate Communications Director .....	David Beall
Email .....	jdb048@uark.edu
Office Phone .....	479-575-3114
Cell Phone .....	479-445-5336
Twitter .....	@Beall_sid
Secondary Contact .....	Brent Hull
Email .....	bwh003@uark.edu
Office Fax .....	479-575-7481
Athletic Website .....	ArkansasRazorbacks.com
Bud Walton Arena Press Row .....	479-575-6622
Arkansas Ticket Office .....	479-575-5151

### HISTORY

First Year .....	1923-24
Seasons.....	94th
Overall Conference Championships . 24 (2 SEC, 22 SWC)	
SEC Overall Championships .....	2 (1992, 1994)
SEC Division Championships ..	4 (1992, 1993, 1994, 1995)
SEC Tournament Championships .....	1 (2000)
NCAA Tournament Bids .....	31*
National Championships.....	1 (1994)
National Runner-Up.....	1 (1995)
NCAA Final Fours.....	6 (1941, 1945, 1978, 1990, 1994, 1995)
NCAA Elite Eight .....	6 (1978, 1979, 1990, 1994, 1995)
NCAA Sweet 16 .....	10
NIT Record (App.) .....	5-4 (3)

\* - Arkansas also received a bid in 1944 but was unable to participate due to a car accident. Total number of appearances is 30.

## » THE LITTLE THINGS MATTER »

Player	Deflections	Charges	Steals	Dunks	Blocks
Adrio Bailey	38	2	8	4	7
Jaylen Barford	86	--	25	6	4
Anton Beard	84	5	25	--	--
Arlando Cook	60	--	10	--	10
Dusty Hannahs	44	2	12	--	2
Brachen Hazen	2	--	--	--	--
Jonathan Holmes	1	--	--	--	--
C.J. Jones	14	--	1	2	5
Moses Kingsley	158	4	19	10	70
Daryl Macon	86	3	29	3	2
Trey Thompson	78	--	15	4	19
Dustin Thomas	76	3	17	2	5
Manuale Watkins	85	1	33	--	1
<b>Totals</b>	<b>812</b>	<b>20</b>	<b>194</b>	<b>31</b>	<b>125</b>

## » HONORS AND AWARDS »

### Moses Kingsley

- Allstate NABC Good Works Team Nominee
- Preseason SEC Player of the Year (Media)
- Preseason first team All-SEC (Coaches)
- Wooden Award Watch List
- Naismith Trophy Watch List
- Kareem Abdul-Jabbar Award Watch List
- Lute Olson Award Watch List
- Ranked No. 6 big man in the country by NBC Sports
- Ranked No. 21 player in the nation by NBC Sports
- Ranked No. 18 player in the nation by CBS Sports

### Dusty Hannahs

- Preseason second team All-SEC (Coaches)
- Jerry West Award Watch List
- Ranked No. 97 player in the nation by CBS Sports

### Jaylen Barford

- One of 15 Impact JUCO Transfers by Jon Rothstein

### Daryl Macon

- One of 15 Impact JUCO Transfers by Jon Rothstein
- MVP of the Lone Star Shootout

### Watch List Note

- Arkansas is one of 7 programs in the country to put players on watch lists for the Jerry West Award as the top shooting guard in the country and the Kareem Abdul-Jabbar Award as the nation's top center.

## » PROHOGS BY THE NUMBERS »

# #PR HOGS

# 37

» Arkansas has had 37 all-time NBA Draft selections from 35 different players in program history.

# 16

» The Razorbacks have 16 All-Star game appearances by Joe Johnson (7), Sidney Moncrief (5) and Alvin Robertson (4).

# 12

» Arkansas has 12 first round NBA Draft picks in program history with Sidney Moncrief going No. 5 overall in 1979.

## #PROHOGS PRODUCTION »

Arkansas has had 29 former players go on to play in the NBA, including three this season as listed below.

Player	Team	Yrs	Draft Class
Joe Johnson	Jazz	16th	2001 - 10th (BOS)
Patrick Beverley	Rockets	5th	2009 - 42nd (LAL)
Bobby Portis	Bulls	2nd	2015 - 22nd (CHI)



## » MISCELLANEOUS STATISTICS »

### Double-Figure Scoring Games

Player	12-13	13-14	14-15	15-16	16-17	Career
Dusty Hannahs	7	11	--	28	23	69
Moses Kingsley	--	2	2	30	19	53
Anton Beard	--	--	8	7	13	28
Daryl Macon	--	--	--	--	20	20
Jaylen Barford	--	--	--	--	18	18
Manuale Watkins	--	--	0	6	2	8
Dustin Thomas	--	1	3	--	3	7
Trey Thompson	--	--	0	2	--	2
C.J. Jones	--	--	--	--	2	2
Adrio Bailey	--	--	--	--	1	1

### 20-Point Scoring Games

Player	12-13	13-14	14-15	15-16	16-17	Career
Dusty Hannahs	1	1	--	13	4	19
Moses Kingsley	--	0	0	8	1	9
Jaylen Barford	--	--	--	--	3	3
Daryl Macon	--	--	--	--	2	2

### 30-Point Scoring Games

Player	12-13	13-14	14-15	15-16	16-17	Career
Dusty Hannahs	0	0	--	1	--	1

### 3 + Three-Pointers in a Game

Player	12-13	13-14	14-15	15-16	16-17	Career
Dusty Hannahs	6	4	--	18	9	37
Daryl Macon	--	--	--	--	9	9
Anton Beard	--	--	2	1	1	4
Manuale Watkins	--	--	--	--	1	1
Dustin Thomas	--	1	--	--	--	1
C.J. Jones	--	--	--	--	1	1
Jaylen Barford	--	--	--	--	1	1

### 5 + Three-Pointers in a Game

Player	12-13	13-14	14-15	15-16	16-17	Career
Dusty Hannahs	--	1	--	3	3	7

### Double Figure Rebounding Games

Player	12-13	13-14	14-15	15-16	16-17	Career
Moses Kingsley	--	1	0	16	7	24

### Double-Doubles

Player	12-13	13-14	14-15	15-16	16-17	Career
Moses Kingsley	--	1	0	16	4	21

### 5 + Assist Games

Player	12-13	13-14	14-15	15-16	16-17	Career
Daryl Macon	--	--	--	--	5	5
Manuale Watkins	--	0	1	1	--	2
Moses Kingsley	--	0	1	0	1	2
Anton Beard	--	--	--	--	2	2
Trey Thompson	--	--	0	1	--	1
Jaylen Barford	--	--	--	--	1	1

### 3 + Steals in a Game

Player	12-13	13-14	14-15	15-16	16-17	Career
Manuale Watkins	--	0	3	3	4	10
Anton Beard	--	--	4	1	1	6
Moses Kingsley	--	0	0	3	1	4
Jaylen Barford	--	--	--	--	3	3
Daryl Macon	--	--	--	--	2	2
Dustin Thomas	--	--	1	--	1	2
Dusty Hannahs	0	0	--	1	--	1

### 3 + Blocks in a Game

Player	12-13	13-14	14-15	15-16	16-17	Career
Moses Kingsley	--	7	5	13	14	39
Trey Thompson	--	--	0	2	--	2
C.J. Jones	--	--	--	--	1	1
Arlando Cook	--	--	--	--	1	1

## » THE OLE MISS SERIES »

• A win Saturday would be the third victory against the Rebels in the last five meetings dating back to a 110-80 victory in Fayetteville on March 5, 2014.

• Arkansas set its program record for free throws made in a game against Ole Miss, sinking 48-of-53 on Jan. 17, 2004.

• The Razorbacks' only 30-point game against Ole Miss came from Scotty Thurman on Jan. 6, 1993, when the sharp-shooter dropped 34 points in a 12-point victory.

### SERIES INFORMATION

All-Time Series: Arkansas leads, 43-32

Since Arkansas Joined The SEC: Ole Miss leads, 27-20

In Fayetteville: Arkansas leads, 15-11

### LAST 5 GAMES

Date	Rank	Opponent	Result	Location
2/13/2016	--	at Ole Miss	L, 76-60	Oxford, Miss.
2/14/2015	24	at Ole Miss	W, 71-70	Oxford, Miss.
1/17/2015	19	Ole Miss	L, 96-82	Fayetteville, Ark.
3/5/2014	--	Ole Miss	W, 110-80	Fayetteville, Ark.
1/19/2013	--	at Ole Miss	L, 76-64	Oxford, Miss.

## » RECORD WATCH IN 2016-17 »

### MOSES KINGSLEY »

• 20 made free throws shy of tying Darrell Walker for 10th all-time in school history with 333 career free throws made.

• Six free throw attempts shy of tying Ronnie Brewer for 10th all-time in school history with 486 free throws attempted in a career.

• Is five rebounds shy of tying Andrew Lang for 7th all-time in career rebounds after passing Scott Hastings last game at 680.

• Currently ranks 4th all-time with 233 career blocked shots. Is 19 blocked shots shy of tying Andrew Lang for 3rd in school history.

### DUSTY HANNAHS »

• On pace to finish in the top-three in school history for career free throw percentage.

• 13 made 3-pointers shy of tying Brandon Dean for 10th all-time in school history for made 3-pointers.

• Is 84 points shy of becoming the 41st player in school history to reach 1,000 career points as a Razorback. He needs to average 14.0 points per game the rest of the season to accomplish the feat.

## » PERFECTION IN THE PALACE »

• Since Mike Anderson came back to Arkansas, the Razorbacks are tied for the fifth-most home victories in the country with 92.

• Arkansas is one of five teams in the country with 90-plus wins and 15 or fewer losses at home over the last six seasons. The Razorbacks are 92-15 (.860) at BWA under Anderson.

• The Razorbacks are 55-1 (.982) against unranked non-conference opponents inside Bud Walton Arena under Anderson.

## » THE ART OF ORGANIZED CHAOS »

• During the Mike Anderson era over the last five-plus years, Arkansas is tied for sixth in the country and ranks second the nation among high major programs in forcing the opponent to 25-plus turnovers in a game. It's happened nine times and the Razorbacks are 9-0 in those contests. During the same span, Arkansas is 27-2 when forcing 20 turnovers in a game, including 1-0 this season.

## » BY THE NUMBERS »

5

» Five current Razorbacks have received SEC All-Academic honors during their career.

13

» Arkansas has had 13 current and former players graduate since May 2014, averaging four graduates per academic year.

3.0

» Over the last calendar year, the Razorbacks have had a cumulative grade point average of 3.097.

# PLAY HARD ACT RIGHT

• Senior Dusty Hannahs completed his undergrad in December and graduated from the Walton College of Business with a degree in Supply Chain Management.

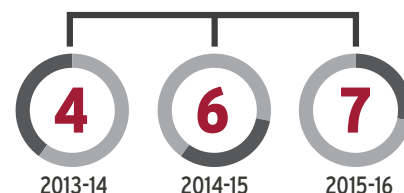
• Moses Kingsley and Manuale Watkins are slated to graduate on time this spring.

• Trey Thompson is set to graduate a year early this summer and start graduate school next fall during his senior year.

• Eleven of the 14 players had a 3.0 or higher GPA during the summer term.

17

SEC Academic Honor Roll Players over the last three seasons



## » THE NATIONAL POLLS »

### Associated Press Poll - (Feb. 13)

RK	TEAM	RECORD	POINTS
1	Gonzaga (60)	26-0	1,620
2	Villanova (5)	24-2	1,564
3	Kansas	22-3	1,493
4	Baylor	22-3	1,394
5	Arizona	23-3	1,301
6	UCLA	23-3	1,276
7	Oregon	22-4	1,229
8	Louisville	20-5	1,204
9	West Virginia	20-5	1,012
10	North Carolina	21-5	1,005
11	Wisconsin	21-4	868
12	Duke	20-5	857
13	<b>Kentucky</b>	<b>20-5</b>	<b>854</b>
14	Virginia	18-6	825
15	<b>Florida</b>	<b>20-5</b>	<b>717</b>
16	Purdue	20-5	682
17	Florida State	21-5	665
18	Cincinnati	22-3	634
19	SMU	22-4	415
20	Creighton	21-4	298
21	<b>South Carolina</b>	<b>20-5</b>	<b>296</b>
22	Saint Mary's	22-3	269
23	Maryland	21-4	136
24	Butler	19-6	129
25	Notre Dame	19-7	122

**Others receiving votes:** Wichita State 87, Xavier 72, Northwestern 60, USC 16, VCU 14, Dayton 4, Middle Tennessee 3, Monmouth 2, Oklahoma State 1, Vermont 1

### USA Today Coaches Poll (Feb. 13)

RK	TEAM	RECORD	POINTS
1	Gonzaga (29)	26-0	797
2	Villanova (3)	24-2	770
3	Kansas	22-3	735
4	Baylor	22-3	665
5	UCLA	23-3	636
6	Arizona	23-3	620
7	Louisville	20-5	607
8	Oregon	22-4	581
9	North Carolina	21-5	511
10	Wisconsin	21-4	494
11	<b>Kentucky</b>	<b>20-5</b>	<b>456</b>
12	West Virginia	20-5	448
13	<b>Florida</b>	<b>20-5</b>	<b>371</b>
14	Duke	20-5	367
15	Virginia	18-6	363
16	Purdue	20-5	318
17	Cincinnati	22-3	312
18	Florida State	21-5	268
19	<b>South Carolina</b>	<b>20-5</b>	<b>198</b>
20	Notre Dame	19-7	167
21	Saint Mary's	22-3	131
22	Creighton	21-4	130
23	SMU	22-4	127
24	Maryland	21-4	90
25	Butler	19-6	80

**Others receiving votes:** Xavier 56, Northwestern 27, USC 24, Wichita State 19, Dayton 8, Kansas State 7, Miami 7, Middle Tennessee 6, New Mexico State 2, Akron 2

## » WEEK-BY-WEEK RANKINGS »

WEEK	AP	COACHES	NCAA RPI
Preseason	NR	RV	--
Nov. 14	NR	RV	--
Nov. 21	NR	RV	--
Nov. 28	NR	RV	--
Dec. 5	NR	RV	19
Dec. 12	NR	RV	29
Dec. 19	NR	RV	26
Dec. 26	RV	RV	19
Jan. 2	NR	NR	41
Jan. 9	NR	NR	26
Jan. 16	NR	NR	41
Jan. 23	NR	NR	33
Jan. 30	NR	NR	29
Feb. 6	NR	NR	36
Feb. 13	NR	NR	43
Feb. 20			
Feb. 27			
March 6			
March 13			
Final			

### The Last time Arkansas was ranked in the AP...

Top 25:	No. 21	March 16, 2015
Top 15:	No. 15	Nov. 14, 2000
Top 10:	No. 6	1994-95 Final Poll
Top 5:	No. 5	March 7, 1995
No. 1:	No. 1	1994-95 Preseason Poll

## DANIEL GAFFORD

El Dorado, Arkansas • El Dorado High School

ESPN.com	★★★★
247Sports.com	★★★★
Rivals.com	★★★★
Scout.com	★★★★
Future150.com	★★★★



- Ranked as the No. 1 player in the state of Arkansas and the No. 11 power forward in the 2017 class by 247Sports.com.

- Is a consensus top 50 player and as high as No. 30 in the class by Rivals.com.

- Averaging a double-double with 17.7 points, 17.1 rebounds and 8.2 blocks per game as a senior.

- Invited to the Nike Academy in Los Angeles in July.

- Participated in the Nike Elite 100 Camp and the Nike Peach Invite with Arkansas Team Portis Wings.

## KHALIL GARLAND

Little Rock, Arkansas • Parkview High School

ESPN.com	★★★★
247Sports.com	★★★★
Rivals.com	★★★
Scout.com	★★★
Future150.com	★★★



- Ranked as the No. 2 player in the state of Arkansas, the No. 12 guard in the 2017 class and No. 54 overall by ESPN.

- Averaging 17.1 points, 5.0 rebounds, 3.1 assists and 2.4 steals a game during his senior season.

- Named the 2016 State Tournament MVP after leading the Patriots to the 2016 Arkansas 6A State Championship behind a 20-point performance in the title game.

- Earned All-State and All-Tournament honors during his junior campaign.

## DARIOUSHALL

Little Rock, Arkansas • Mills Univ. Studies HS

ESPN.com	★★★★
247Sports.com	★★★
Rivals.com	★★★
Scout.com	★★★
Future150.com	★★★



- Ranked as the No. 4 player in the state of Arkansas and the No. 50 power forward in the 2017 class by 247Sports.com.

- Currently averaging 15.8 points, 8.9 rebounds per game as a senior.

- Is a two-time All-State and All-Conference selection at Mills University Studies High School.

- Played in the Nike EYBL Peach Jam for Team Penny.

- Participated in the Adidas Uprising Gauntlet, averaging 15.3 points and 7.0 rebounds per game.



### » A LOOK AT THE **FUTURE** »

"These three individuals will come in and make the **STATE** of Arkansas **PROUD**." - Mike Anderson

The 2017 All-Arkansas early signees are a unanimous **TOP 25 CLASS** and as high as No. 14 in the country by ESPN.com

"It is **AWESOME** when we can have players in our state come in and **IMPACT** our program." - Mike Anderson

# MIKE ANDERSON



## CAREER NUMBERS

### At Arkansas: 121-71 (6th Year)

2016-17	»	19-7
2015-16	»	16-16
2014-15	»	27-9 (NCAA, Third Round)
2013-14	»	22-12 (NIT, Second Round)
2012-13	»	19-13
2011-12	»	18-14

### At Missouri: 111-57 (5 Years)

2010-11	»	23-11 (NCAA Second Round)
2009-10	»	23-11 (NCAA Second Round)
2008-09	»	31-7 (NCAA Elite Eight)
2007-08	»	16-16
2006-07	»	18-12

### At Alabama-Birmingham (UAB): 89-41 (4 Years)

2005-06	»	24-7 (NCAA First Round)
2004-05	»	22-11 (NCAA Second Round)
2003-04	»	22-10 (NCAA Sweet 16, C-USA Co-Champs)
2002-03	»	21-13 (NIT Quarterfinals)

**Overall Record**     **321-169 (15th Year)**

## IT'S A NUMBERS GAME

### Postseason Tournaments

**1 2 3 4 5 6 7 8 9**

### 20-Win Seasons

**1 2 3 4 5 6 7 8 9**

### NCAA Tournaments

**1 2 3 4 5 6 7**

### 30-Win Seasons

**1**

### Losing Seasons

**0**

## PERSONAL INFO

Born: Dec. 12, 1959  
Hometown: Birmingham, Ala.  
Alma Mater: Tulsa (1982)  
Wife: Marcheita  
Children: Darcheita, Michael Jr., Yvonne  
Date Named Head Coach at Arkansas: March 23, 2011

**HEAD COACH**  
**6TH SEASON AT ARKANSAS**  
**15TH SEASON OVERALL**

The Razorback Nation welcomed home one of its own on March 23, 2011, when Mike Anderson was named the 12th head men's basketball coach in Arkansas history. Charged with bringing back the winning tradition that was synonymous with the Razorback program throughout the '80s and '90s, Anderson enters his sixth season at Arkansas and 15th year as a head coach in 2016-17.

After losing 72 percent of scoring production heading into the 2015-16 season, Anderson continued his history of developing players as Arkansas finished third in the Southeastern Conference in scoring at 78.2 points per game and paced the league in three-point field goal percentage, turnover margin and assist/turnover ratio. Despite dropping eight games by four points or less, Arkansas never wavered and caught fire toward the end of the season to win four of its final five regular season games and finish eighth in the SEC. The Razorbacks became one of five teams to post a .500 or better record in conference play each of the last four years.

A longtime assistant and associate head coach at Arkansas, Anderson spent a combined nine years as a head coach at the University of Alabama-Birmingham and the University of Missouri before returning to the Razorbacks.

One of just 10 current Division I head coaches with 10-plus years of experience and no losing seasons, Anderson's 14 years at the helm of a program have resulted in a 302-162 record, nine 20-win campaigns, seven NCAA Tournament appearances, two Sweet Sixteen berths and a run to the 2009 Elite Eight.

During his first five seasons at Arkansas, Anderson produced a 102-64 record and was the first head coach in program history to win 18 or more games in each of his first four years. Anderson has also re-established Bud Walton Arena as one of the toughest places to play and brought excitement back to the tradition-rich program. In his first five years, Arkansas has won 80 games (80-12) in Bud Walton Arena, including an arena-record 17 during each of his first three years. The 2012-13 squad posted just the third unbeaten SEC home record (9-0) in program history and the first since 1998. The success on-and-off the court has translated into fan support as Arkansas returned to the top 25 in national attendance the first four years, including No. 11 in 2014-15.

## CONSISTENCY

*Head coach Mike Anderson is one of just 10 current Division I coaches with 10-plus years of head coaching experience and no losing seasons. Anderson and Thad Matta are the only coaches to accomplish the feat during stops at three different institutions.*

<b>Coach</b>	<b>Schools</b>	<b>Yrs</b>
Roy Williams	Kansas/UNC	27
Tom Izzo	Michigan State	20
Mark Few	Gonzaga	16
Thad Matta	Butler/Xavier/Ohio State	15
<b>Mike Anderson</b>	<b>UAB/Missouri/Arkansas</b>	<b>14</b>
Jamie Dixon	Pittsburgh	12
Sean Miller	Xavier/Arizona	11
Andy Kennedy	Cincinnati/Ole Miss	10
Dave Rose	BYU	10
Ben Jacobson	Northern Iowa	10



## » ARKANSAS GAME HIGHS »

POINTS	99	LSU (01/21/17)
	99	AUSTIN PEAY (12/03/16)
	92	MISSOURI (01/14/17)
	92	FORT WAYNE (11/11/16)
	91	NORTH FLORIDA (12/10/16)
FIELD GOALS MADE	40	AUSTIN PEAY (12/03/16)
	35	FORT WAYNE (11/11/16)
FIELD GOAL ATTEMPTS	77	AUSTIN PEAY (12/03/16)
	67	MOUNT ST. MARY'S (11/28/16)
FIELD GOAL PERCENTAGE	.559 (33-59)	MISSOURI (01/14/17)
	.536 (30-56)	at South Carolina (2/15/17)
3 PT FIELD GOALS MADE	13	SOUTHERN ILLINOIS (11/14/16)
	11	ALABAMA (02/01/17)
3 PT FG ATTEMPTS	26	at LSU (02/11/17)
	23	ALABAMA (02/01/17)
	23	MISSOURI (01/14/17)
	23	AUSTIN PEAY (12/03/16)
	23	SOUTHERN ILLINOIS (11/14/16)
3 PT FG PERCENTAGE	.565 (13-23)	SOUTHERN ILLINOIS (11/14/16)
	.500 (8-16)	LSU (01/21/17)
	.500 (7-14)	at South Carolina (2/15/17)
FREE THROWS MADE	29	vs Texas (12/17/16)
	27	vs Sam Houston State (12/22/16)
FREE THROW ATTEMPTS	40	vs Sam Houston State (12/22/16)
	35	LSU (01/21/17)
FREE THROW PERCENTAGE	.935 (29-31)	vs Texas (12/17/16)
REBOUNDS	49	vs Sam Houston State (12/22/16)
ASSISTS	28	AUSTIN PEAY (12/03/16)
STEALS	13	NORTH FLORIDA (12/10/16)
BLOCKED SHOTS	11	AUSTIN PEAY (12/03/16)
TURNOVERS	21	at Minnesota (11/22/16)
	17	at Missouri (02/04/17)
FOULS	31	at Kentucky (01/07/17)
	29	FORT WAYNE (11/11/16)

## » ARKANSAS GAME LOWS »

POINTS	59	VANDERBILT (02/07/17)
	62	at Texas A&M (01/17/17)
FIELD GOALS MADE	21	UT ARLINGTON (11/18/16)
	21	at Texas A&M (01/17/17)
FIELD GOAL ATTEMPTS	51	at Missouri (02/04/17)
	52	at Texas A&M (01/17/17)
FIELD GOAL PERCENTAGE	.355 (22-62)	vs Texas (12/17/16)
	.381 (24-63)	VANDERBILT (02/07/17)
3 PT FIELD GOALS MADE	1	at Minnesota (11/22/16)
	3	STEPHEN F. AUSTIN (12/01/16)
3 PT FG ATTEMPTS	8	at Minnesota (11/22/16)
	11	at Tennessee (01/03/17)
3 PT FG PERCENTAGE	.125 (1-8)	at Minnesota (11/22/16)
	.231 (3-13)	STEPHEN F. AUSTIN (12/01/16)
FREE THROWS MADE	5	VANDERBILT (02/07/17)
	10	AUSTIN PEAY (12/03/16)
FREE THROW ATTEMPTS	8	VANDERBILT (02/07/17)
	11	AUSTIN PEAY (12/03/16)
FREE THROW PERCENTAGE	.619 (13-21)	at Texas A&M (01/17/17)
	.621 (18-29)	ALABAMA (02/01/17)
REBOUNDS	26	VANDERBILT (02/07/17)
ASSISTS	6	at Vanderbilt (01/24/17)
	7	at Oklahoma State (01/28/17)
STEALS	3	at Kentucky (01/07/17)
	3	LSU (01/21/17)
BLOCKED SHOTS	0	MISSISSIPPI STATE (01/10/17)
	1	MOUNT ST. MARY'S (11/28/16)
	1	STEPHEN F. AUSTIN (12/01/16)
	1	LSU (01/21/17)
	1	at Missouri (02/04/17)
TURNOVERS	6	VANDERBILT (02/07/17)
	7	MOUNT ST. MARY'S (11/28/16)
FOULS	14	VANDERBILT (02/07/17)
	15	NORTH FLORIDA (12/10/16)

## » ARKANSAS INDIVIDUAL GAME HIGHS »

Points	24	Hannahs, Dusty vs Vanderbilt (02/07/17)
	24	Kingsley, Moses vs LSU (01/21/17)
	23	Barford, Jaylen at South Carolina (2/15/17)
	23	Barford, Jaylen at Missouri (02/04/17)
	23	Macon, Daryl vs Texas (12/17/16)
	23	Hannahs, Dusty vs Fort Wayne (11/11/16)
Field Goals Made	10	Hannahs, Dusty vs Vanderbilt (02/07/17)
	10	Kingsley, Moses vs LSU (01/21/17)
Field Goal Att.	19	Hannahs, Dusty vs Vanderbilt (02/07/17)
	18	Kingsley, Moses vs LSU (01/21/17)
FG Pct (min 5 made)	.875 (7-8)	Bailey, Adrio vs Austin Peay (12/03/16)
	.857 (6-7)	Thomas, Dustin vs Mount St. Mary's (11/28/16)
3-Point FG Made	5	Hannahs, Dusty at LSU (02/11/17)
	5	Hannahs, Dusty vs Alabama (02/01/17)
	5	Hannahs, Dusty vs Southern Illinois (11/14/16)
3-Point FG Att.	10	Hannahs, Dusty at LSU (02/11/17)
	8	Macon, Daryl vs Missouri (01/14/17)
3-Pt FG Pct (min 2 made)	1.000 (3-3)	Watkins, Manuale at Texas A&M (01/17/17)
	1.000 (2-2)	Beard, Anton vs LSU (01/21/17)
	1.000 (2-2)	Jones, CJ vs Missouri (01/14/17)
	1.000 (2-2)	Barford, Jaylen at Tennessee (01/03/17)
	1.000 (2-2)	Jones, CJ vs Stephen F. Austin (12/01/16)
Free Throws Made	14	Macon, Daryl vs Texas (12/17/16)
	12	Macon, Daryl at Tennessee (01/03/17)
Free Throw Att.	14	Macon, Daryl vs Texas (12/17/16)
	13	Macon, Daryl at Tennessee (01/03/17)
FT Pct (min 3 made)	1.000 (14-14)	Macon, Daryl vs Texas (12/17/16)
	1.000 (7-7)	Macon, Daryl at Vanderbilt (01/24/17)
	1.000 (7-7)	Kingsley, Moses vs Southern Illinois (11/14/16)
	1.000 (6-6)	Macon, Daryl at South Carolina (2/15/17)
	1.000 (6-6)	Beard, Anton at LSU (02/11/17)
	1.000 (6-6)	Hannahs, Dusty vs LSU (01/21/17)
	1.000 (5-5)	Kingsley, Moses at Kentucky (01/07/17)
	1.000 (5-5)	Macon, Daryl vs North Florida (12/10/16)
	1.000 (5-5)	Hannahs, Dusty vs North Florida (12/10/16)
	1.000 (5-5)	Hannahs, Dusty vs Stephen F. Austin (12/01/16)
	1.000 (5-5)	Hannahs, Dusty at Minnesota (11/22/16)
Rebounds	14	Kingsley, Moses vs Florida (12/29/16)
	13	Kingsley, Moses vs Mount St. Mary's (11/28/16)
Assists	7	Beard, Anton vs LSU (01/21/17)
	6	Barford, Jaylen vs Vanderbilt (02/07/17)
	6	Macon, Daryl vs Missouri (01/14/17)
	6	Beard, Anton vs Southern Illinois (11/14/16)
Steals	4	Beard, Anton vs Stephen F. Austin (12/01/16)
	4	Macon, Daryl vs Fort Wayne (11/11/16)
Blocked Shots	7	Kingsley, Moses vs Fort Wayne (11/11/16)
	5	Kingsley, Moses at LSU (02/11/17)
	5	Kingsley, Moses vs Texas (12/17/16)
	5	Kingsley, Moses vs Southern Illinois (11/14/16)
Turnovers	6	Barford, Jaylen at South Carolina (2/15/17)
	6	Barford, Jaylen vs UT Arlington (11/18/16)
Fouls	5	Thomas, Dustin at South Carolina (2/15/17)
	5	Beard, Anton at Missouri (02/04/17)
	5	Macon, Daryl at Missouri (02/04/17)
	5	Thomas, Dustin at Alabama (02/01/17)
	5	Cook, Arlando vs LSU (01/21/17)
	5	Beard, Anton vs Missouri (01/14/17)
	5	Kingsley, Moses vs Mississippi State (01/10/17)
	5	Thomas, Dustin at Tennessee (01/03/17)
	5	Kingsley, Moses at Minnesota (11/22/16)
	5	Thomas, Dustin vs Fort Wayne (11/11/16)
Minutes	35	Hannahs, Dusty vs Vanderbilt (02/07/17)
	35	Barford, Jaylen vs LSU (01/21/17)
	34	Hannahs, Dusty at South Carolina (2/15/17)
	34	Kingsley, Moses vs Vanderbilt (02/07/17)
	34	Beard, Anton vs LSU (01/21/17)

## » THE LAST TIME ARKANSAS »

### POINTS »

- Scored 100+ : 12/01/2015 - 117 vs. Northwestern St.
- Scored 100+ in an SEC game: 2/10/2015 - 101 vs. Auburn
- Scored fewer than 50: 2/09/2016 - 46 at Mississippi State

### OVERTIME GAMES »

- Played in an OT game: 1/30/2016 vs. Texas Tech, W, 75-68 (OT)
- Played in a 2OT game: 1/16/2013 vs. Auburn, W, 88-80 (2 OT)
- Played in a 3OT game: 2/09/1980 vs. Houston, L, 90-84 (3 OT)

### VERSUS TOP-25 OPPONENTS »

- Beat an AP Top 25-ranked opponent: 02/15/2017 at No. 21 South Carolina, W, 83-76
- Beat an AP Top 10 team: 1/27/2016 vs. No. 5 Texas A&M, W, 74-71
- Beat an AP Top 5 team: 1/27/2016 vs. No. 5 Texas A&M, W, 74-71

### VERSUS TOP-25 OPPONENTS ON THE ROAD »

- Beat an AP Top 25 team on road: 02/15/2017 at No. 21 South Carolina, W, 83-76
- Beat an AP Top 5 team on road: 2/09/1994 at No. 4 Kentucky, W, 90-82

### DOUBLE-DOUBLES »

- Two players in same game: vs. Auburn (2/17/2016)
  - Moses Kingsley (20 pts, 10 rebs) and Jabril Durham (12 pts, 10 asts)

### 3-POINT SHOOTING »

- 10+ 3FGM in a game: 2/11/2017 - 11 at LSU
- 15+ 3FGM in a game: 1/09/2016 - 16 vs. Mississippi State

### AT THE CHARITY STRIPE »

- Attempted 30+ FT in a game: 1/21/2017 - 35 vs. LSU
- 20+ FTM in a game: 2/11/2017 - 20 at LSU
- 25+ FTM in a game: 1/21/2017 - 25 (of 35) vs. LSU

## » THE LAST TIME AN ARKANSAS PLAYER »

### POINTS »

- Scored 30-39 points in a game: 03/10/2016 - 33 by Dusty Hannahs vs. Florida
- Scored 40-49 points in a game: 01/11/1992 - 43 by Todd Day vs. LSU
- Scored 50+ points in a game: 11/13/2009 - 51 by Rotnei Clarke vs. Alcorn St.

### DOUBLE-DOUBLES »

- Points/Rebounds: 1/24/2017 - 10 pts and 11 rebs by Moses Kingsley vs. Vanderbilt
- Points/Assists: 2/17/2016 - 12 pts and 10 asts by Jabril Durham vs. Auburn

### REBOUNDS »

- Had 15+ rebounds in a game: 03/07/2015 - 15 by Bobby Portis vs. LSU
- Had 20+ rebounds in a game: 11/21/1997 - 23 by Nick Davis vs. Jackson St.

### THREE-POINT SHOOTING »

- 5+ 3FGM in a game: 2/11/2017 - 5 (10 att) by Dusty Hannahs at LSU

### AT THE CHARITY STRIPE »

- 10+ FTA in a game: 2/1/2017 - 12 by Moses Kingsley vs. Alabama
- 10+ FTM in a game: 2/1/2017 - 11 (12 att) by Moses Kingsley vs. Alabama

### ASSISTS »

- 5+ assists in a game: 2/7/2017 - 6 by Jaylen Barford vs. Vanderbilt
- Consecutive 5+ assists games: 03/05/2016 vs. South Carolina (11) and 03/10/2016 (6) vs. Florida by Jabril Durham
- 10+ assists in a game: 03/05/2016 - 11 by Jabril Durham vs. South Carolina
- Consecutive 10+ assists games: 01/16/2010 vs. Alabama (10) and 01/21/2010 vs. Florida (11) by Courtney Fortson

### BLOCKS »

- Had 3+ blocks in a game: 2/15/2017 - 4 by Moses Kingsley at No. 21 South Carolina
- Had 5+ blocks in a game: 2/11/2017 - 5 by Moses Kingsley at LSU

### STEALS »

- Had 5+ steals in a game: 01/09/2016 - 6 by Jabril Durham vs. Mississippi State
- Had consecutive 5+ steal games: 01/01/2006 vs. Western Ill. (5) and 01/07/2006 vs. Miss. St. (5) by Ronnie Brewer

# STARTING LINEUPS »

Date	Opponent	G	G	G	F	F	Outcome
Nov. 11	Fort Wayne	Barford	Macon	Hannahs	Thomas	Kingsley	W, 92-83
Nov. 14	Southern Illinois	Barford	Macon	Hannahs	Thomas	Kingsley	W, 90-65
Nov. 18	UT Arlington	Barford	Macon	Hannahs	Thomas	Kingsley	W, 71-67
Nov. 22	at Minnesota	Barford	Macon	Hannahs	Thomas	Kingsley	L, 85-71
Nov. 28	Mount Saint Mary's	Beard	Watkins	Hannahs	Thomas	Kingsley	W, 89-76
Dec. 1	Stephen F. Austin	Beard	Watkins	Hannahs	Thomas	Kingsley	W, 78-62
Dec. 3	Austin Peay	Barford	Macon	Watkins	Thomas	Kingsley	W, 99-62
Dec. 6	Houston	Barford	Macon	Watkins	Thomas	Kingsley	W, 84-72
Dec. 10	North Florida	Barford	Macon	Watkins	Thomas	Kingsley	W, 91-76
Dec. 17	Texas^	Barford	Macon	Watkins	Thomas	Kingsley	W, 77-74
Dec. 20	North Dakota State	Barford	Macon	Watkins	Thomas	Kingsley	W, 71-55
Dec. 22	Sam Houston State#	Hannahs	Macon	Watkins	Thomas	Kingsley	W, 90-56
Dec. 29	Florida*	Hannahs	Macon	Watkins	Thomas	Kingsley	L, 81-72
Jan. 3	at Tennessee*	Hannahs	Macon	Watkins	Cook	Kingsley	W, 82-78
Jan. 7	at Kentucky*	Hannahs	Macon	Watkins	Cook	Kingsley	L, 97-71
Jan. 10	Mississippi State*	Barford	Macon	Watkins	Cook	Kingsley	L, 84-78
Jan. 14	Missouri*	Barford	Macon	Beard	Thomas	Kingsley	W, 92-73
Jan. 17	at Texas A&M*	Barford	Macon	Beard	Thomas	Kingsley	W, 62-60
Jan. 21	LSU*	Barford	Macon	Beard	Cook	Kingsley	W, 99-86
Jan. 24	at Vanderbilt*	Barford	Macon	Beard	Cook	Kingsley	W, 71-70
Jan. 28	at Oklahoma State%	Barford	Macon	Beard	Cook	Kingsley	L, 99-71
Feb. 1	Alabama*	Barford	Macon	Beard	Cook	Kingsley	W, 87-68
Feb. 4	at Missouri*	Barford	Macon	Beard	Thomas	Kingsley	L, 83-78
Feb. 7	Vanderbilt*	Barford	Hannahs	Beard	Thomas	Kingsley	L, 72-59
Feb. 11	at LSU*	Barford	Hannahs	Beard	Bailey	Kingsley	W, 78-70
Feb. 15	at South Carolina*	Barford	Hannahs	Watkins	Bailey	Kingsley	W, 83-76
Feb. 18	Ole Miss*	--	--	--	--	--	--
Feb. 22	Texas A&M*	--	--	--	--	--	--
Feb. 25	at Auburn*	--	--	--	--	--	--
March 1	at Florida*	--	--	--	--	--	--
March 4	Georgia*	--	--	--	--	--	--

# at Verizon Arena (North Little Rock, Ark.)

^ Lone Star Shootout (Houston, Texas)

% Big12/SEC Challenge

\* SEC Game

## LEADS & DEFICITS »

Date	Opponent	Largest Lead	Largest Deficit	Time Led	Time Trailed	Time Tied	Outcome
Nov. 11	Fort Wayne	15 (2nd - 2:42)	6 (1st - 8:06)	31:22	7:16	0:52	W, 92-83
Nov. 14	Southern Illinois	36 (2nd - 16:41)	3 (1st - 18:50)	37:39	0:55	1:26	W, 90-65
Nov. 18	UT Arlington	7 (2nd - 10:36)	17 (1st - 12:37)	11:37	26:34	1:49	W, 71-67
Nov. 22	at Minnesota	6 (1st - 12:50)	22 (2nd - 5:32)	6:33	30:16	3:11	L, 85-71
Nov. 28	Mount Saint Mary's	21 (2nd - 6:41)	4 (1st - 18:27)	35:10	3:05	1:45	W, 89-76
Dec. 1	Stephen F. Austin	23 (2nd - 3:15)	2 (1st - 19:22)	36:33	0:28	2:59	W, 78-62
Dec. 3	Austin Peay	41 (2nd - 8:38)	2 (1st - 19:30)	36:58	0:35	2:27	W, 99-62
Dec. 6	Houston	14 (1st - 10:25)	3 (1st - 18:40)	32:27	6:27	1:06	W, 84-72
Dec. 10	North Florida	16 (2nd - 1:12)	3 (2nd - 13:44)	29:39	6:15	4:06	W, 91-76
Dec. 17	Texas^	9 (2nd - 11:58)	7 (1st - 12:35)	2:05	22:22	15:20	W, 77-74
Dec. 20	North Dakota State	20 (2nd - 4:11)	1 (1st - 16:53)	38:22	0:40	0:57	W, 71-55
Dec. 22	Sam Houston State#	37 (2nd - 2:49)	None	38:53	None	1:07	W, 90-56
Dec. 29	Florida*	3 (1st - 14:09)	16 (2nd - 3:12)	2:32	34:13	3:15	L, 81-72
Jan. 3	at Tennessee*	7 (2nd - 16:43)	13 (1st - 4:06)	22:34	15:00	2:17	W, 82-78
Jan. 7	at Kentucky*	4 (1st - 8:04)	26 (2nd - 0:21)	3:21	36:20	0:19	L, 97-71
Jan. 10	Mississippi State*	7 (1st - 9:40)	10 (2nd - 0:40)	8:16	28:11	3:33	L, 84-78
Jan. 14	Missouri*	22 (2nd - 17:00)	None	37:32	None	1:48	W, 92-73
Jan. 17	at Texas A&M*	5 (2nd - 1:21)	12 (2nd - 12:51)	5:29	31:07	3:24	W, 62-60
Jan. 21	LSU*	17 (2nd - 5:35)	None	38:59	None	1:01	W, 99-86
Jan. 24	at Vanderbilt*	4 (2nd - 17:37)	15 (2nd - 6:02)	4:12	31:50	3:32	W, 71-70
Jan. 28	at Oklahoma State%	None	30 (2nd - 17:39)	None	39:43	0:17	L, 99-71
Feb. 1	Alabama*	27 (2nd - 4:01)	4 (1st - 15:46)	33:26	5:54	0:40	W, 87-68
Feb. 4	at Missouri*	3 (1st - 19:56)	15 (1st - 5:58)	2:04	36:52	1:04	L, 83-78
Feb. 7	Vanderbilt*	None	24 (1st - 3:18)	None	39:35	0:25	L, 72-59
Feb. 11	at LSU*	12 (2nd - 3:45)	14 (1st - 4:13)	15:47	20:25	3:47	W, 78-70
Feb. 15	at South Carolina*	12 (2nd - 18:52)	14 (1st - 14:18)	29:04	9:42	1:14	W, 83-76
Feb. 18	Ole Miss*	--	--	--	--	--	--
Feb. 22	Texas A&M*	--	--	--	--	--	--
Feb. 25	at Auburn*	--	--	--	--	--	--
March 1	at Florida*	--	--	--	--	--	--
March 4	Georgia*	--	--	--	--	--	--

^ Lone Star Shootout (Houston, Texas) | # at Verizon Arena (North Little Rock, Ark.) | % Big12/SEC Challenge | \* SEC Game

## HUSTLE & EFFORT »

Date	Opponent	Deflections	Charges	Steals	Dunks	Blocks
Nov. 11	Fort Wayne	39	1	9	0	9
Nov. 14	Southern Illinois	36	1	7	2	7
Nov. 18	UT Arlington	38	1	11	3	6
Nov. 22	at Minnesota	25	1	8	0	4
Nov. 28	Mount Saint Mary's	26	1	8	1	1
Dec. 1	Stephen F. Austin	37	1	12	1	1
Dec. 3	Austin Peay	48	1	9	5	11
Dec. 6	Houston	26	2	5	0	5
Dec. 10	North Florida	40	1	13	1	4
Dec. 17	Texas^	37	1	6	0	8
Dec. 20	North Dakota State	37	2	6	0	4
Dec. 22	Sam Houston State#	44	0	9	2	9
Dec. 29	Florida*	31	2	4	1	6
Jan. 3	at Tennessee*	24	1	5	1	5
Jan. 7	at Kentucky*	27	0	3	2	3
Jan. 10	Mississippi State*	34	0	9	1	0
Jan. 14	Missouri*	28	1	5	1	5
Jan. 17	at Texas A&M*	35	0	8	0	6
Jan. 21	LSU*	25	0	3	2	1
Jan. 24	at Vanderbilt*	26	0	6	0	3
Jan. 28	at Oklahoma State%	23	0	4	2	4
Feb. 1	Alabama*	27	0	11	3	4
Feb. 4	at Missouri*	16	0	6	1	1
Feb. 7	Vanderbilt*	27	0	11	1	5
Feb. 11	at LSU*	33	2	10	1	7
Feb. 15	at South Carolina*	23	1	6	0	6
Feb. 18	Ole Miss*	--	--	--	--	--
Feb. 22	Texas A&M*	--	--	--	--	--
Feb. 25	at Auburn*	--	--	--	--	--
March 1	at Florida*	--	--	--	--	--
March 4	Georgia*	--	--	--	--	--
<b>TOTALS</b>		<b>812</b>	<b>20</b>	<b>194</b>	<b>31</b>	<b>125</b>

^ Lone Star Shootout (Houston, Texas) | # at Verizon Arena (North Little Rock, Ark.) | % Big12/SEC Challenge | \* SEC Game



## » GAME-BY-GAME LEADERS »

Date	Opponent	Points	Rebounds	Assists	Steals	Blocks
Nov. 11	Fort Wayne	Hannahs (23)	Kingsley (9)	Macon (5)	Macon (4)	Kingsley (7)
Nov. 14	Southern Illinois	Hannahs (19)	Kingsley (7)	Beard (6)	Seven Players (1)	Kingsley (5)
Nov. 18	UT Arlington	Barford (17)	Three Players (6)	Four Players (2)	Barford (3)	Kingsley (4)
Nov. 22	at Minnesota	Hannahs (20)	Kingsley (10)	Three Players (3)	Watkins (3)	Kingsley (3)
Nov. 28	Mount Saint Mary's	Macon (15)	Kingsley (13)	Two Players (4)	Two Players (2)	Kingsley (1)
Dec. 1	Stephen F. Austin	Hannahs (15)	Watkins (7)	Macon (5)	Beard (4)	Jones (1)
Dec. 3	Austin Peay	Bailey (14)	Two Players (7)	Kingsley (5)	Two Players (2)	Two Players (3)
Dec. 6	Houston	Two Players (17)	Kingsley (9)	Watkins (4)	Beard (2)	Two Players (2)
Dec. 10	North Florida	Hannahs (17)	Kingsley (10)	Two Players (4)	Two Players (3)	Barford (2)
Dec. 17	Texas^	Macon (23)	Kingsley (10)	Two Players (2)	Hannahs (2)	Kingsley (5)
Dec. 20	North Dakota State	Macon (15)	Kingsley (8)	Macon (5)	Watkins (3)	Thompson (2)
Dec. 22	Sam Houston State#	Two Players (17)	Two Players (7)	Thompson (3)	Three Players (2)	Two Players (3)
Dec. 29	Florida*	Macon (22)	Kingsley (14)	Four Players (2)	Beard (2)	Kingsley (4)
Jan. 3	at Tennessee*	Beard (16)	Kingsley (10)	Kingsley (3)	Two Players (2)	Kingsley (3)
Jan. 7	at Kentucky*	Macon (15)	Two Players (7)	Three Players (2)	Three Players (1)	Thompson (2)
Jan. 10	Mississippi State*	Kingsley (19)	Thomas (7)	Thompson (3)	Three Players (3)	None
Jan. 14	Missouri*	Macon (17)	Kingsley (8)	Macon (6)	Macon (2)	Kingsley (3)
Jan. 17	at Texas A&M*	Macon (16)	Cook (7)	Five Players (2)	Watkins (3)	Two Players (2)
Jan. 21	LSU*	Kingsley (24)	Two Players (7)	Beard (7)	Three Players (1)	Kingsley (1)
Jan. 24	at Vanderbilt*	Hannahs (17)	Kingsley (11)	Hannahs (2)	Beard (2)	Kingsley (2)
Jan. 28	at Oklahoma State%	Barford (21)	Thomas (5)	Barford (2)	Thomas (2)	Kingsley (4)
Feb. 1	Alabama*	Hannahs (19)	Kingsley (6)	Two Players (4)	Watkins (3)	Kingsley (2)
Feb. 4	at Missouri*	Barford (23)	Two Players (6)	Macon (3)	Two Players (2)	Kingsley (1)
Feb. 7	Vanderbilt*	Hannahs (24)	Kingsley (6)	Barford (6)	Two Players (3)	Kingsley (3)
Feb. 11	at LSU*	Two Players (17)	Thomas (9)	Two Players (2)	Thomas (3)	Kingsley (5)
Feb. 15	at South Carolina*	Barford (23)	Kingsley (7)	Two Players (3)	Two players (2)	Kingsley (4)
Feb. 18	Ole Miss*	--	--	--	--	--
Feb. 22	Texas A&M*	--	--	--	--	--
Feb. 25	at Auburn*	--	--	--	--	--
March 1	at Florida*	--	--	--	--	--
March 4	Georgia*	--	--	--	--	--

^ Lone Star Shootout (Houston, Texas) | # at Verizon Arena (North Little Rock, Ark.) | % Big12/SEC Challenge | \* SEC Game

## » MISCELLANEOUS TEAM STATS »

Date	Opponent	W/L	Points In Paint			Pts Off Turnovers			2nd Chance Pts			Fast Break Pts			
			Ark	Opp.	Diff.	Ark	Opp.	Diff.	Ark	Opp.	Diff.	Ark	Opp.	Diff.	
Nov. 11	Fort Wayne	W	52	22	+30	16	12	+4	9	21	-12	24	0	+24	
Nov. 14	Southern Illinois	W	30	28	+2	21	17	+4	11	10	+1	17	2	+15	
Nov. 18	UT Arlington	W	24	20	+4	28	20	+8	9	18	-9	10	8	+2	
Nov. 22	at Minnesota	L	46	38	+8	11	26	-15	11	13	-2	6	4	+2	
Nov. 28	Mount Saint Mary's	W	48	34	+14	18	10	+8	13	6	+7	21	9	+12	
Dec. 1	Stephen F. Austin	W	36	28	+8	29	24	+5	12	9	+3	20	4	+16	
Dec. 3	Austin Peay	W	52	40	+12	25	8	+17	26	10	+16	28	7	+21	
Dec. 6	Houston	W	38	38	0	15	19	-4	13	9	+4	12	12	0	
Dec. 10	North Florida	W	38	20	+18	21	12	+9	22	6	+16	10	2	+8	
Dec. 17	Texas^	W	32	32	0	12	8	+4	11	18	-7	13	11	+2	
Dec. 20	North Dakota State	W	24	18	+6	15	19	-4	16	5	+11	5	2	+3	
Dec. 22	Sam Houston State#	W	32	32	0	17	13	+4	9	3	+6	8	10	-2	
Dec. 29	Florida*	L	34	34	0	19	16	+3	12	18	-6	7	10	-3	
Jan. 3	at Tennessee*	W	36	32	+4	12	7	+5	5	14	-9	12	6	+6	
Jan. 7	at Kentucky*	L	32	46	-14	11	16	-5	13	21	-8	4	24	-20	
Jan. 10	Mississippi State*	L	30	26	+4	15	6	+9	14	14	0	4	6	-2	
Jan. 14	Missouri*	W	38	22	+16	25	14	+11	15	9	+6	21	6	+15	
Jan. 17	at Texas A&M*	W	24	24	0	16	13	+3	11	7	+4	2	6	-4	
Jan. 21	LSU*	W	38	38	0	11	19	-8	14	10	+4	10	10	0	
Jan. 24	at Vanderbilt*	W	32	18	+14	16	10	+6	15	4	+11	10	5	+5	
Jan. 28	at Oklahoma State%	L	32	40	-8	5	23	-18	18	14	+4	6	18	-12	
Feb. 1	Alabama*	W	32	26	+6	28	7	+21	10	8	+2	19	9	+10	
Feb. 4	at Missouri*	L	28	18	+10	15	19	-4	12	9	+3	8	0	+8	
Feb. 7	Vanderbilt*	L	28	22	+6	16	7	+9	13	15	-2	12	3	+9	
Feb. 11	at LSU*	W	20	40	-20	25	20	+5	5	21	-16	2	8	-6	
Feb. 15	at South Carolina*	W	34	44	-10	13	16	-3	8	13	-5	6	13	-7	
Feb. 18	Ole Miss*	--	--	--	--	--	--	--	--	--	--	--	--	--	
Feb. 22	Texas A&M*	--	--	--	--	--	--	--	--	--	--	--	--	--	
Feb. 25	at Auburn*	--	--	--	--	--	--	--	--	--	--	--	--	--	
March 1	at Florida*	--	--	--	--	--	--	--	--	--	--	--	--	--	
March 4	Georgia*	--	--	--	--	--	--	--	--	--	--	--	--	--	
TOTALS			19-7	890	780	+110	455	381	+74	327	305	+22	297	195	+102

^ Lone Star Shootout (Houston, Texas) | # at Verizon Arena (North Little Rock, Ark.) | % Big12/SEC Challenge | \* SEC Game

at guard... a six-three junior... from Jackson, Tennessee... number zero...

# JAYLEN BARFORD



## » @JBarford1 NEWS & NOTES »

- Scored a career-high 23 points at South Carolina, including 17 in the first half.
- Has had four or more assists in three of the last five games.
- Had a career-high six assists against Vanderbilt on Feb. 7.
- Scored 10+ points in the first half in five of the last seven SEC road contests. Two of the five were off the bench.
- Has scored in double-figures 18 times and recorded multiple assists in 17 of 26 games this season.
- Junior college transfer from Motlow State Community College.
- Ranked at the No. 1 junior college transfer in the 2016 class.
- Named one of 15 Impact JUCO Transfers by Jon Rothstein.
- Led the nation last year in scoring at 26.2 points per game and paced the country in field goals made (310-527) and total point (837).
- Scored 20+ points 31 times in JUCO, 30+ 12 times.
- Was named First Team All-American and TCCAA Player of the Year last season.

## » GAME-BY-GAME STATS »

Opponent	Date	gs	min	Total		3-Pointers		Free throws		Rebounds				pf	a	t/o	blk	stl	pts	avg	
				fg-fga	pct	3fg-fga	pct	ft-fa	pct	off	def	tot	avg								
FORT WAYNE	11/11/16	*	27	4-9	.444	1-1	1.000	1-2	.500	1	4	5	5.0	3	4	2	0	1	10	10.0	
SOUTHERN ILLINOIS	11/14/16	*	22	4-7	.571	1-2	.500	0-2	.000	0	2	2	3.5	2	2	2	0	0	9	9.5	
UT ARLINGTON	11/18/16	*	31	6-12	.500	1-2	.500	4-6	.667	3	3	6	4.3	1	2	6	0	3	17	12.0	
at Minnesota	11/22/16	*	25	5-9	.556	0-1	.000	2-2	1.000	1	1	2	3.8	3	2	2	0	1	12	12.0	
MOUNT ST. MARY'S	11/28/16		23	5-8	.625	2-4	.500	1-1	1.000	0	1	1	3.2	2	1	0	0	2	13	12.2	
STEPHEN F. AUSTIN	12/01/16		20	2-6	.333	0-3	.000	4-5	.800	1	2	3	3.2	2	1	3	0	1	8	11.5	
AUSTIN PEAY	12/03/16	*	21	5-10	.500	1-3	.333	1-1	1.000	0	6	6	3.6	2	4	0	1	2	12	11.6	
HOUSTON	12/06/16	*	15	1-5	.200	0-1	.000	0-0	.000	0	1	1	3.3	1	1	2	0	0	2	10.4	
NORTH FLORIDA	12/10/16	*	25	6-16	.375	1-5	.200	1-4	.250	2	2	4	3.3	1	3	1	2	3	14	10.8	
vs Texas	12/17/16	*	26	4-10	.400	0-3	.000	3-3	1.000	0	3	3	3.3	4	3	2	1	1	11	10.8	
NORTH DAKOTA STATE	12/20/16	*	22	2-7	.286	0-2	.000	0-0	.000	1	2	3	3.3	2	2	3	0	0	4	10.2	
vs Sam Houston State	12/22/16		17	3-9	.333	1-3	.333	4-5	.800	0	3	3	3.3	2	1	0	0	1	11	10.3	
FLORIDA	12/29/16		17	1-8	.125	0-2	.000	0-0	.000	2	1	3	3.2	2	2	1	0	0	2	9.6	
at Tennessee	01/03/17		24	5-8	.625	2-2	1.000	2-2	1.000	1	3	4	3.3	4	2	0	0	0	14	9.9	
at Kentucky	01/07/17		17	6-9	.667	0-1	.000	2-3	.667	3	1	4	3.3	4	0	5	0	0	14	10.2	
MISSISSIPPI STATE	01/10/17	*	23	4-8	.500	0-3	.000	2-3	.667	2	3	5	3.4	3	1	1	0	1	10	10.2	
MISSOURI	01/14/17	*	20	6-8	.750	0-2	.000	1-1	1.000	0	6	6	3.6	4	2	0	0	1	13	10.4	
at Texas A&M	01/17/17	*	23	2-9	.222	0-2	.000	0-2	.000	0	3	3	3.6	3	2	1	0	0	4	10.0	
LSU	01/21/17	*	35	5-12	.417	0-2	.000	4-7	.571	0	4	4	3.6	1	3	1	0	0	14	10.2	
at Vanderbilt	01/24/17	*	32	6-13	.462	3-4	.750	0-0	.000	3	1	4	3.6	1	1	1	0	1	15	10.5	
at Oklahoma State	01/28/17	*	28	8-13	.615	2-3	.667	3-4	.750	1	2	3	3.6	3	2	2	0	0	21	11.0	
ALABAMA	02/01/17	*	27	6-12	.500	0-3	.000	1-3	.333	2	3	5	3.6	0	4	1	0	1	13	11.0	
at Missouri	02/04/17	*	29	8-16	.500	0-3	.000	7-8	.875	1	1	2	3.6	2	0	5	0	2	23	11.6	
VANDERBILT	02/07/17	*	22	2-7	.286	1-2	.500	0-0	.000	0	3	3	3.5	2	6	2	0	3	5	11.3	
at LSU	02/11/17	*	30	2-9	.222	1-6	.167	3-4	.750	0	6	6	3.6	3	4	1	0	1	8	11.2	
at South Carolina	2/15/17	*	32	9-17	.529	2-4	.500	3-3	1.000	2	3	5	3.7	4	1	6	0	0	23	11.6	
Totals			20	633	117-257	.455	19-69	.275	49-71	.690	26	70	96	3.7	61	56	50	4	25	302	11.6

Games played: 26  
Minutes/game: 24.3  
Points/game: 11.6  
FG Pct: 45.5  
3FG Pct: 27.5  
FT Pct: 69.0

Rebounds/game: 3.7  
Assists/game: 2.2  
Turnovers/game: 1.9  
Assist/turnover ratio: 1.1  
Steals/game: 1.0  
Blocks/game: 0.2

## » SEASON/CAREER HIGHS »

### POINTS

Season: 23 (2x) last at South Carolina (2/15/17)  
Career: 23 (2x) last at South Carolina (2/15/17)

### FIELD GOALS

Season: 9 at South Carolina (2/15/17)  
Career: 9 at South Carolina (2/15/17)

### FIELD GOALS ATTEMPTED

Season: 17 at South Carolina (2/15/17)  
Career: 17 at South Carolina (2/15/17)

### 3-POINT FIELD GOALS

Season: 3 at Vanderbilt (1/24/17)  
Career: 3 at Vanderbilt (1/24/17)

### 3-POINT FG ATTEMPTS

Season: 5 vs. North Florida (12/10/16)  
Career: 5 vs. North Florida (12/10/16)

### FREE THROWS MADE

Season: 7 at Missouri (2/4/17)  
Career: 7 at Missouri (2/4/17)

### FREE THROWS ATTEMPTS

Season: 8 at Missouri (2/4/17)  
Career: 8 at Missouri (2/4/17)

### REBOUNDS

Season: 6 (4x) last at LSU (2/11/17)  
Career: 6 (4x) last at LSU (2/11/17)

### ASSISTS

Season: 6 vs. Vanderbilt (2/7/17)  
Career: 6 vs. Vanderbilt (2/7/17)

### STEALS

Season: 3 (3x) last vs. Vanderbilt (2/7/17)  
Career: 3 (3x) last vs. Vanderbilt (2/7/17)

### BLOCKS

Season: 2 vs. North Florida (12/10/16)  
Career: 2 vs. North Florida (12/10/16)

### MINUTES

Season: 35 vs. LSU (1/21/17)  
Career: 35 vs. LSU (1/21/17)

## » CAREER STATISTICS AT ARKANSAS »

			Total		3-Point		F-Throws		Rebounds											Scoring	
Season	gp-gs	min/avg	fg-fga	pct	fg-fga	pct	ft-fa	pct	off	def	tot	avg	pf	fo	ast	to	blk	stl	pts	avg	
2016-17	26-20	633/24.3	117-257	.455	19-69	.275	49-71	.690	26	70	96	3.7	61	0	56	50	4	25	302	11.6	
TOTAL	26-20	633/24.3	117-257	.455	19-69	.275	49-71	.690	26	70	96	3.7	61	0	56	50	4	25	302	11.6	

at forward... a six-nine junior... from Madison, Arkansas... number one...

# TREY THOMPSON



## » @T\_Top24 NEWS & NOTES »

- Has assisted on multiple baskets in nine of the last 15 games.
- Second on the team in blocks with 19.
- Has multiple blocks in nine games this year.
- Is set to graduate a year early this summer and start graduate school next fall during his senior year.
- Averaged 3.1 points and 4.3 rebounds per game last season as a sophomore.
- Scored a career high 13 points against LSU (2/23/16) after going a perfect 6-6 from the field.
- Recorded a career high nine rebounds and four blocked shots against Texas Tech last season (1/30/16).
- Went to high school with teammate RJ Gasper.

## » GAME-BY-GAME STATS »

Opponent	Date	gs	min	Total fg-fga	pct	3-Pointers 3fg-fga	pct	Free throws ft-fa	pct	Rebounds			avg	pf	a	t/o	blk	stl	pts	avg
FORT WAYNE	11/11/16	13		2-2	1.000	0-0	.000	1-2	.500	0	4	4	4.0	3	1	0	2	0	5	5.0
SOUTHERN ILLINOIS	11/14/16	15		1-3	.333	0-0	.000	2-2	1.000	1	3	4	4.0	3	1	1	0	1	4	4.5
UT ARLINGTON	11/18/16	7		1-2	.500	0-0	.000	1-1	1.000	3	1	4	4.0	2	0	2	0	0	3	4.0
at Minnesota	11/22/16	13		0-0	.000	0-0	.000	0-0	.000	0	3	3	3.8	1	2	1	0	0	0	3.0
MOUNT ST. MARY'S	11/28/16	13		0-1	.000	0-0	.000	0-0	.000	1	4	5	4.0	3	1	0	0	1	0	2.4
STEPHEN F. AUSTIN	12/01/16	6		0-0	.000	0-0	.000	0-0	.000	0	1	1	3.5	3	0	0	0	0	0	2.0
AUSTIN PEAY	12/03/16	13		2-2	1.000	0-0	.000	0-0	.000	2	2	4	3.6	0	1	0	2	2	4	2.3
HOUSTON	12/06/16	13		2-2	1.000	0-0	.000	0-0	.000	0	1	1	3.3	3	2	0	2	0	4	2.5
NORTH FLORIDA	12/10/16	13		2-2	1.000	0-0	.000	2-4	.500	2	0	2	3.1	2	0	0	0	1	6	2.9
vs Texas	12/17/16	8		1-4	.250	0-0	.000	1-2	.500	2	1	3	3.1	2	0	0	0	0	3	2.9
NORTH DAKOTA STATE	12/20/16	12		1-2	.500	0-0	.000	0-0	.000	0	4	4	3.2	4	0	2	2	0	2	2.8
vs Sam Houston State	12/22/16	14		0-0	.000	0-0	.000	0-0	.000	1	5	6	3.4	1	3	2	2	1	0	2.6
FLORIDA	12/29/16	8		0-0	.000	0-0	.000	0-0	.000	0	1	1	3.2	1	2	0	0	0	0	2.4
at Tennessee	01/03/17	9		1-2	.500	0-1	.000	0-0	.000	0	1	1	3.1	3	2	1	2	0	2	2.4
at Kentucky	01/07/17	20		0-2	.000	0-0	.000	4-4	1.000	1	3	4	3.1	4	2	0	2	0	4	2.5
MISSISSIPPI STATE	01/10/17	10		0-0	.000	0-0	.000	0-0	.000	0	2	2	3.1	3	3	0	0	0	0	2.3
MISSOURI	01/14/17	16		3-3	1.000	0-0	.000	2-4	.500	2	2	4	3.1	3	0	1	2	0	8	2.6
at Texas A&M	01/17/17	12		0-0	.000	0-0	.000	0-0	.000	1	2	3	3.1	2	2	0	2	0	0	2.5
LSU	01/21/17	16		3-3	1.000	0-0	.000	0-0	.000	1	4	5	3.2	3	3	0	0	1	6	2.7
at Vanderbilt	01/24/17	10		0-0	.000	0-0	.000	0-0	.000	1	1	2	3.2	1	0	0	0	1	0	2.6
at Oklahoma State	01/28/17	13		0-0	.000	0-0	.000	0-0	.000	0	0	0	3.0	3	1	0	0	0	0	2.4
ALABAMA	02/01/17	11		0-0	.000	0-0	.000	0-0	.000	1	1	2	3.0	2	3	0	1	1	0	2.3
at Missouri	02/04/17	18		1-2	.500	0-0	.000	0-0	.000	2	2	4	3.0	1	1	2	0	2	2	2.3
VANDERBILT	02/07/17	6		0-1	.000	0-0	.000	0-0	.000	0	0	0	2.9	1	0	0	0	0	0	2.2
at LSU	02/11/17	11		0-0	.000	0-0	.000	0-0	.000	0	0	0	2.8	3	1	0	0	1	0	2.1
at South Carolina	2/15/17	18		1-1	1.000	0-0	.000	1-2	.500	1	2	3	2.8	1	3	1	0	2	3	2.2
Totals		0	318	21-34	.618	0-1	.000	14-21	.667	22	50	72	2.8	58	34	13	19	14	56	2.2

Games played: 26  
Minutes/game: 12.2  
Points/game: 2.2  
FG Pct: 61.8  
3FG Pct: 0.0  
FT Pct: 66.7

Rebounds/game: 2.8  
Assists/game: 1.3  
Turnovers/game: 0.5  
Assist/turnover ratio: 2.6  
Steals/game: 0.5  
Blocks/game: 0.7

## » SEASON/CAREER HIGHS »

### POINTS

Season: 8 vs. Missouri (1/14/17)  
Career: 13 vs. LSU (2/23/16)

### FIELD GOALS

Season: 3 (2x) vs. LSU (1/21/17)  
Career: 6 vs. LSU (2/23/16)

### FIELD GOALS ATTEMPTED

Season: 4 vs. Texas (12/17/16)  
Career: 7 vs. Tennessee Tech (12/12/15)

### 3-POINT FIELD GOALS

Season: --  
Career: --

### 3-POINT FG ATTEMPTS

Season: 1 at Tennessee (1/3/17)  
Career: 1 at Tennessee (1/3/17)

### FREE THROWS MADE

Season: 4 at No. 6 Kentucky (1/7/17)  
Career: 4 (2x) last at No. 6 Kentucky (1/7/17)

### FREE THROWS ATTEMPTS

Season: 4 (3x) last vs. Missouri (1/14/17)  
Career: 5 at Texas A&M (1/2/16)

### REBOUNDS

Season: 6 vs. Sam Houston State (12/22/16)  
Career: 9 vs. Texas Tech (1/30/16)

### ASSISTS

Season: 3 (5x) last at South Carolina (2/15/17)  
Career: 5 vs. North Florida (12/22/15)

### STEALS

Season: 2 (3x) last at South Carolina (2/15/17)  
Career: 2 (3x) last at South Carolina (2/15/17)

### BLOCKS

Season: 2 (9x) last at Texas A&M (1/17/17)  
Career: 4 vs. Texas Tech (1/30/16)

### MINUTES

Season: 20 at No. 6 Kentucky (1/7/17)  
Career: 29 vs. LSU (2/23/16)

## » CAREER STATISTICS AT ARKANSAS »

			Total		3-Point		F-Throws		Rebounds											Scoring	
Season	gp-gs	min/avg	fg-fga	pct	fg-fga	pct	ft-fa	pct	off	def	tot	avg	pf	fo	ast	to	blk	stl	pts	avg	
2014-15	14-0	33/2.4	1-5	.200	0-0	.000	3-3	1.000	3	3	6	0.4	3	0	1	4	1	1	5	0.4	
2015-16	29-1	503/17.3	37-61	.607	0-0	.000	16-31	.516	28	96	124	4.3	88	6	36	33	27	13	90	3.1	
2016-17	26-0	318/12.2	21-34	.618	0-1	.000	14-21	.667	22	50	72	2.8	58	0	34	13	19	14	56	2.2	
TOTAL	69-1	854/12.4	59-100	.590	0-1	.000	33-55	.600	53	149	202	2.9	149	6	71	50	47	28	151	2.2	

at forward... a **six-six** freshman... from Campti, Louisiana... number **two**...

# ADRIOBAILEY



## » @AdrioBailey NEWS & NOTES »

- Recorded his first career start on Feb. 11 at LSU and has started back-to-back games.
- Caught the lob off a Jaylen Barford pass to slam home a monster alley-oop dunk during a 24-6 Arkansas run that allowed the Razorbacks to pull away from the Crimson Tide on Feb. 1.
- Led the team in points (14) and rebounds (7) in the 99-62 victory over Austin Peay.
- Recorded career highs in points (14), rebounds (7), assists (2) and blocks (2) against Austin Peay.
- Scored his first collegiate points against Stephen F. Austin, a back door cut for a throw down slam.
- Ranked the No. 11 player in the state of Louisiana.
- Ranked the No. 50 small forward in the 2016 class by Rivals.com.
- Averaged 19.5 points, 12.7 rebounds and 3.9 blocks per game last season as a senior in high school.

## » GAME-BY-GAME STATS »

				Total		3-Pointers		Free throws		Rebounds										
Opponent	Date	gs	min	fg-fga	pct	3fg-fga	pct	ft-fa	pct	off	def	tot	avg	pf	a	t/o	blk	stl	pts	avg
FORT WAYNE	11/11/16	3	0-0	.000	0-0	.000	0-0	.000	0-0	.000	0	1	1	1.0	1	0	1	0	0	0.0
SOUTHERN ILLINOIS	11/14/16	7	0-1	.000	0-0	.000	0-0	0-2	.000	1	0	1	1.0	1	0	3	0	0	0	0.0
UT ARLINGTON	11/18/16	dnp	-	-	-	-	-	-	-	-	-	-	-	-	-	-	-	-	-	-
at Minnesota	11/22/16	5	0-1	.000	0-0	.000	0-0	.000	0	1	1	1.0	0	0	0	0	0	0	0	0.0
MOUNT ST. MARY'S	11/28/16	4	0-0	.000	0-0	.000	0-0	.000	0	0	0	0.8	0	1	0	0	0	1	0	0.0
STEPHEN F. AUSTIN	12/01/16	12	1-1	1.000	0-0	.000	0-0	.000	0	0	0	0.6	4	0	1	0	0	0	2	4.0
AUSTIN PEAY	12/03/16	18	7-8	.875	0-0	.000	0-0	.000	4	3	7	1.7	2	2	2	2	2	1	14	2.7
HOUSTON	12/06/16	7	0-1	.000	0-0	.000	1-2	.500	1	1	2	1.7	1	1	1	0	0	0	1	2.4
NORTH FLORIDA	12/10/16	6	1-1	1.000	0-0	.000	1-2	.500	1	0	1	1.6	1	0	0	0	0	0	3	2.5
vs Texas	12/17/16	dnp	-	-	-	-	-	-	-	-	-	-	-	-	-	-	-	-	-	-
NORTH DAKOTA STATE	12/20/16	9	1-2	.500	0-0	.000	0-1	.000	0	1	1	1.6	0	0	0	0	0	1	2	2.4
vs Sam Houston State	12/22/16	11	1-2	.500	0-0	.000	2-4	.500	0	2	2	1.6	2	0	1	1	2	4	2.6	4.6
FLORIDA	12/29/16	3	0-0	.000	0-0	.000	0-0	.000	0	1	1	1.5	0	0	1	0	0	0	0	2.4
at Tennessee	01/03/17	dnp	-	-	-	-	-	-	-	-	-	-	-	-	-	-	-	-	-	-
at Kentucky	01/07/17	4	0-0	.000	0-0	.000	0-0	.000	0	0	0	1.4	1	1	0	0	0	1	0	2.2
MISSISSIPPI STATE	01/10/17	1	0-0	.000	0-0	.000	0-0	.000	0	0	0	1.3	0	0	0	0	0	0	0	2.0
MISSOURI	01/14/17	4	0-1	.000	0-0	.000	0-0	.000	1	0	1	1.3	0	0	0	0	0	0	0	1.9
at Texas A&M	01/17/17	dnp	-	-	-	-	-	-	-	-	-	-	-	-	-	-	-	-	-	-
LSU	01/21/17	8	0-0	.000	0-0	.000	0-0	.000	1	3	4	1.5	2	1	0	0	0	0	0	1.7
at Vanderbilt	01/24/17	dnp	-	-	-	-	-	-	-	-	-	-	-	-	-	-	-	-	-	-
at Oklahoma State	01/28/17	12	1-1	1.000	0-0	.000	0-0	.000	0	4	4	1.6	1	1	0	0	0	0	2	1.8
ALABAMA	02/01/17	11	3-3	1.000	0-0	.000	1-3	.333	1	2	3	1.7	3	0	0	0	1	1	7	2.1
at Missouri	02/04/17	4	0-0	.000	0-0	.000	0-0	.000	0	1	1	1.7	1	0	0	0	0	0	0	1.9
VANDERBILT	02/07/17	15	2-4	.500	0-0	.000	0-0	.000	2	2	4	1.8	2	0	0	2	1	4	4	2.1
at LSU	02/11/17	*	9	1-2	.500	0-0	.000	0-2	.000	0	0	0	1.7	0	0	0	1	0	2	2.1
at South Carolina	2/15/17	*	6	0-1	.000	0-0	.000	0-0	.000	0	0	0	1.6	0	0	0	0	0	1	2.0
Totals		2	159	18-29	.621	0-0	.000	5-16	.313	12	22	34	1.6	22	7	10	7	9	41	2.0

Games played: 12  
Minutes/game: 7.6  
Points/game: 2.0  
FG Pct: 62.1  
FT Pct: 31.3

Rebounds/game: 1.6  
Assists/game: 0.3  
Turnovers/game: 0.5  
Assist/turnover ratio: 0.7  
Steals/game: 0.4  
Blocks/game: 0.3

## » SEASON/CAREER HIGHS »

### POINTS

Season: 14 vs. Austin Peay (12/3/16)

Career: 14 vs. Austin Peay (12/3/16)

### FIELD GOALS

Season: 7 vs. Austin Peay (12/3/16)

Career: 7 vs. Austin Peay (12/3/16)

### FIELD GOALS ATTEMPTED

Season: 8 vs. Austin Peay (12/3/16)

Career: 8 vs. Austin Peay (12/3/16)

### 3-POINT FIELD GOALS

Season: --

Career: --

### 3-POINT FG ATTEMPTS

Season: --

Career: --

### FREE THROWS MADE

Season: 2 vs. Sam Houston State (12/22/16)

Career: 2 vs. Sam Houston State (12/22/16)

### FREE THROWS ATTEMPTS

Season: 4 vs. Sam Houston State (12/22/16)

Career: 4 vs. Sam Houston State (12/22/16)

### REBOUNDS

Season: 7 vs. Austin Peay (12/3/16)

Career: 7 vs. Austin Peay (12/3/16)

### ASSISTS

Season: 2 vs. Austin Peay (12/3/16)

Career: 2 vs. Austin Peay (12/3/16)

### STEALS

Season: 2 vs. Sam Houston State (12/22/16)

Career: 2 vs. Sam Houston State (12/22/16)

### BLOCKS

Season: 2 (2x) last vs. Vanderbilt (2/7/17)

Career: 2 (2x) last vs. Vanderbilt (2/7/17)

### MINUTES

Season: 18 vs. Austin Peay (12/3/16)

Career: 18 vs. Austin Peay (12/3/16)

## » CAREER STATISTICS AT ARKANSAS »

			Total		3-Point		F-Throws		Rebounds										Scoring	
Season	gp-gs	min/avg	fg-fga	pct	fg-fga	pct	ft-fa	pct	off	def	tot	avg	pf	fo	ast	to	blk	stl	pts	avg
2016-17	21-2	159/7.6	18-29	.621	0-0	.000	5-16	.313	12	22	34	1.6	22	0	7	10	7	9	41	2.0
TOTAL	21-2	159/7.6	18-29	.621	0-0	.000	5-16	.313	12	22	34	1.6	22	0	7	10	7	9	41	2.0



at guard... a **six-three** redshirt-senior... from Little Rock, **Arkansas**... number **three**...

# DUSTY HANNAHS



## » @D\_Hannahs NEWS & NOTES »

- Scored 20 points at South Carolina, including 9 consecutive points in less than 2 minutes.
- Is 84 points away from becoming the 41st player in program history to score 1,000 points as a Razorback.
- Recorded a season-high 24 points against Vanderbilt on Feb. 7 to go along with five rebounds and two assists.
- Went 5-of-6 from behind the arc on Feb. 1 against Alabama, finishing with a game-high 19 pts off the bench.
- Has scored in double figures in 30 of the last 33 contests, including eight straight.
- Is 76-of-86 (.884) from the charity stripe this season to rank 3rd in the SEC and No. 35 in the country.
- Scored 14 of Arkansas' final 21 points in the final 4:38 to comeback and defeat Vanderbilt on the road.
- Took his last final exam on Dec. 14 and finished his degree from the Walton College of Business.
- Named to the Preseason Second Team All-SEC as voted on by the league coaches.
- One of 20 players on the Jerry West Shooting Guard of the Year Award watch list.
- Ranked No. 97 player in the nation by CBS Sports.

## » GAME-BY-GAME STATS »

Opponent	Date	gs	min	Total		3-Pointers		Free throws		Rebounds				pf	a	t/o	blk	stl	pts	avg	
				fg-fga	pct	3fg-fga	pct	ft-fa	pct	off	def	tot	avg								
FORT WAYNE	11/11/16	*	30	7-17	.412	1-6	.167	8-10	.800	1	0	1	1.0	1	2	1	0	23	23.0		
SOUTHERN ILLINOIS	11/14/16	*	20	5-7	.714	5-6	.833	4-4	1.000	1	4	5	3.0	2	1	1	0	19	21.0		
UT ARLINGTON	11/18/16	*	27	2-10	.200	2-7	.286	5-6	.833	1	0	1	2.3	1	2	0	0	11	17.7		
at Minnesota	11/22/16	*	29	7-12	.583	1-2	.500	5-5	1.000	1	1	2	2.3	1	0	3	0	20	18.3		
MOUNT ST. MARY'S	11/28/16	*	20	4-14	.286	0-5	.000	4-4	1.000	1	1	2	2.2	1	1	1	0	12	17.0		
STEPHEN F. AUSTIN	12/01/16	*	24	5-9	.556	0-2	.000	5-5	1.000	0	0	0	1.8	1	2	1	0	15	16.7		
AUSTIN PEAY	12/03/16		21	5-12	.417	3-5	.600	0-0	.000	0	1	1	1.7	2	0	0	0	13	16.1		
HOUSTON	12/06/16	17	6-11	.545	2-5	.400	3-3	1.000	1	0	1	1.6	2	1	2	0	0	17	16.3		
NORTH FLORIDA	12/10/16	25	5-10	.500	2-6	.333	5-5	1.000	0	1	1	1.6	0	3	2	1	0	17	16.3		
vs Texas	12/17/16	24	5-11	.455	3-6	.500	2-3	.667	0	0	0	1.4	3	1	2	0	2	15	16.2		
NORTH DAKOTA STATE	12/20/16	19	4-10	.400	3-7	.429	0-0	.000	0	2	2	1.5	1	3	2	0	1	11	15.7		
vs Sam Houston State	12/22/16	*	23	2-7	.286	1-5	.200	1-2	.500	1	3	4	1.7	2	1	3	0	6	14.9		
FLORIDA	12/29/16	*	27	4-9	.444	2-6	.333	1-1	1.000	0	2	2	1.7	1	0	2	1	11	14.6		
at Tennessee	01/03/17	*	27	5-8	.625	2-4	.500	1-1	1.000	0	2	2	1.7	3	1	0	0	13	14.5		
at Kentucky	01/07/17	*	22	2-12	.167	0-5	.000	2-2	1.000	0	1	1	1.7	4	2	0	0	6	13.9		
MISSISSIPPI STATE	01/10/17	27	6-13	.462	3-7	.429	2-2	1.000	1	2	3	1.8	2	1	1	0	1	17	14.1		
MISSOURI	01/14/17	25	5-11	.455	2-5	.400	4-4	1.000	1	2	3	1.8	1	3	2	0	0	16	14.2		
at Texas A&M	01/17/17	27	3-7	.429	2-4	.500	1-2	.500	0	1	1	1.8	1	1	1	1	0	9	13.9		
LSU	01/21/17	17	3-7	.429	2-3	.667	6-6	1.000	2	1	3	1.8	1	0	4	0	0	14	13.9		
at Vanderbilt	01/24/17	24	5-13	.385	0-6	.000	7-9	.778	0	0	0	1.8	2	2	1	0	0	17	14.1		
at Oklahoma State	01/28/17	24	4-10	.400	0-3	.000	5-6	.833	1	2	3	1.8	3	0	3	0	0	13	14.0		
ALABAMA	02/01/17	17	7-9	.778	5-6	.833	0-0	.000	0	0	0	1.7	3	1	2	0	0	19	14.3		
at Missouri	02/04/17	25	3-8	.375	2-5	.400	4-4	1.000	0	0	0	1.7	1	2	2	0	0	12	14.2		
VANDERBILT	02/07/17	*	35	10-19	.526	3-6	.500	1-2	.500	4	1	5	1.8	3	2	2	0	1	24	14.6	
at LSU	02/11/17	*	24	6-14	.429	5-10	.500	0-0	.000	0	2	2	1.8	2	0	2	0	1	17	14.7	
at South Carolina	2/15/17	*	34	8-14	.571	4-7	.571	0-0	.000	0	2	2	1.8	2	1	2	0	0	20	14.9	
Totals			13	634	128-284	.451	55-139	.396	76-86	.884	16	31	47	1.8	46	33	42	2	12	387	14.9

Games played: 26  
Minutes/game: 24.4  
Points/game: 14.9  
FG Pct: 45.1  
3FG Pct: 39.6  
FT Pct: 88.4

Rebounds/game: 1.8  
Assists/game: 1.3  
Turnovers/game: 1.6  
Assist/turnover ratio: 0.8  
Steals/game: 0.5  
Blocks/game: 0.1

## » SEASON/CAREER HIGHS »

### POINTS

Season: 24 vs. Vanderbilt (2/7/17)  
Career: 33 vs. Florida (3/10/16)

### FIELD GOALS

Season: 10 vs. Vanderbilt (2/7/17)  
Career: 12 vs. Florida (3/10/16)

### FIELD GOALS ATTEMPTED

Season: 19 vs. Vanderbilt (2/7/17)  
Career: 23 vs. Florida (3/10/16)

### 3-POINT FIELD GOALS

Season: 5 (3x) last at LSU (2/11/17)  
Career: 8 vs. Mississippi State (1/9/16)

### 3-POINT FG ATTEMPTS

Season: 10 at LSU (2/11/17)  
Career: 13 vs. Mississippi State (1/9/16)

### FREE THROWS MADE

Season: 8 vs. Fort Wayne (11/11/16)  
Career: 10 vs. Evansville (12/8/15)

### FREE THROWS ATTEMPTS

Season: 10 vs. Fort Wayne (11/11/16)  
Career: 10 (3x) last vs. Fort Wayne (11/11/16)

### REBOUNDS

Season: 5 (2x) last vs. Vanderbilt (2/7/17)  
Career: 6 (2x) last vs. Missouri (2/20/16)

### ASSISTS

Season: 3 (3x) last vs. Missouri (1/14/17)  
Career: 6 at West Virginia (1/22/14)^

### STEALS

Season: 2 vs. Texas (12/17/16)  
Career: 3 (2x) last vs. Mississippi State (1/9/15)

### BLOCKS

Season: 1 (2x) vs. No. 25 Florida (12/29/16)  
Career: 1 (4x) vs. No. 25 Florida (12/29/16)

### MINUTES

Season: 35 vs. Vanderbilt (2/7/17)  
Career: 40 vs. Texas Tech (1/30/16)

^ - at Texas Tech

## » CAREER STATISTICS AT ARKANSAS »

			Total		3-Point		F-Throws		Rebounds											Scoring	
Season	gp-gs	min/avg	fg-fga	pct	fg-fga	pct	ft-fa	pct	off	def	tot	avg	pf	fo	ast	to	blk	stl	pts	avg	
2015-16	32-20	866/27.1	174-380	.458	81-187	.433	100-115	.870	19	58	77	2.4	68	0	29	41	0	20	529	16.5	
2016-17	26-13	634/24.4	128-284	.451	55-139	.396	76-86	.884	16	31	47	1.8	46	0	33	42	2	12	387	14.9	
TOTAL	58-33	1500/25.9	302-664	.455	136-326	.417	176-201	.876	35	89	124	2.1	114	0	62	83	2	32	916	15.8	

at guard... a six-three junior... from Little Rock, Arkansas... number four...

# DARYL MACON



## » @YoD4 NEWS & NOTES »

- Went 4-for-4 from the free throw line in the final 15 seconds at South Carolina to seal the victory.
- Hit 3 free throws with 1.6 seconds left on the road against Vanderbilt on Jan. 24 to complete an improbable comeback over the Commodores after being down 15 with 6:02 remaining.
- Has scored Arkansas' first points in nine of the last 18 games, with seven of those nine buckets coming from behind the arc.
- Is 98-of-111 (.883) from the charity stripe this season to rank No. 4 in the SEC and No. 37 in the country.
- Has scored at least 12 points in 20 of 26 games this season, including 16 of the last 19.
- Has two 12+ made free throw performances this season (12-of-13 at Tennessee; 14-of-14 vs. Texas).
- His 14-of-14 free throw performance vs. Texas was the 2nd most makes in program history without a miss.
- Scored a career-high 23 points against Texas and was named the Lone Star Shootout MVP.
- Had made 29 straight free throws over a 5-game stretch before missing his final attempt vs. No. 25 Florida.
- Is the only player in the last 30 years to have 13+ points, 7+ rebounds, 5+ assists and 4+ steals in his Razorback debut. (Via @HogStats)
- Ranked as the No. 3 junior college transfer in the 2016 class.
- Averaged 23.9 points, 3.7 rebounds, and 3.2 assists per game as a sophomore at Holmes CC.

## » GAME-BY-GAME STATS »

Opponent	Date	gs	min	Total		3-Pointers		Free throws		Rebounds			pf	a	t/o	blk	stl	pts	avg		
				fg-fga	pct	3fg-fga	pct	ft-fga	pct	off	def	tot								avg	
FORT WAYNE	11/11/16	*	33	5-11	.455	2-6	.333	1-2	.500	2	5	7	7.0	3	5	4	0	4	13	13.0	
SOUTHERN ILLINOIS	11/14/16	*	20	4-6	.667	4-6	.667	0-0	.000	0	2	2	4.5	2	5	0	1	1	12	12.5	
UT ARLINGTON	11/18/16	*	26	2-6	.333	0-3	.000	3-4	.750	0	2	2	3.7	4	0	1	0	2	7	10.7	
at Minnesota	11/22/16	*	26	4-11	.364	0-4	.000	4-4	1.000	1	4	5	4.0	1	1	5	0	2	12	11.0	
MOUNT ST. MARY'S	11/28/16	*	18	4-7	.571	2-3	.667	5-6	.833	0	0	0	3.2	3	2	1	0	0	15	11.8	
STEPHEN F. AUSTIN	12/01/16	*	22	3-8	.375	1-4	.250	0-0	.000	0	0	0	2.7	3	5	1	0	2	7	11.0	
AUSTIN PEAY	12/03/16	*	15	4-7	.571	0-3	.000	0-0	.000	0	4	4	2.9	2	1	1	0	1	8	10.6	
HOUSTON	12/06/16	*	30	5-9	.556	3-4	.750	4-5	.800	1	2	3	2.9	1	3	3	0	1	17	11.4	
NORTH FLORIDA	12/10/16	*	23	3-6	.500	2-5	.400	5-5	1.000	0	4	4	3.0	2	4	3	0	3	13	11.6	
vs Texas	12/17/16	*	29	4-12	.333	1-5	.200	14-14	1.000	1	3	4	3.1	1	3	1	0	1	23	12.7	
NORTH DAKOTA STATE	12/20/16	*	24	5-12	.417	3-5	.600	2-2	1.000	4	2	6	3.4	0	5	4	0	1	15	12.9	
vs Sam Houston State	12/22/16	*	23	6-9	.667	2-5	.400	3-3	1.000	0	1	1	3.2	1	1	1	0	2	17	13.3	
FLORIDA	12/29/16	*	33	7-10	.700	3-5	.600	5-6	.833	0	4	4	3.2	2	1	1	0	1	22	13.9	
at Tennessee	01/03/17	*	26	1-6	.167	1-4	.250	12-13	.923	0	2	2	3.1	2	1	3	0	0	15	14.0	
at Kentucky	01/07/17	*	26	5-12	.417	3-7	.429	2-2	1.000	0	0	0	2.9	3	1	0	0	0	15	14.1	
MISSISSIPPI STATE	01/10/17	*	24	3-7	.429	1-4	.250	1-1	1.000	0	1	1	2.8	2	2	2	0	0	8	13.7	
MISSOURI	01/14/17	*	27	6-11	.545	4-8	.500	1-2	.500	1	3	4	2.9	3	6	2	0	2	17	13.9	
at Texas A&M	01/17/17	*	26	3-10	.300	1-5	.200	9-12	.750	0	4	4	2.9	0	1	3	1	1	16	14.0	
LSU	01/21/17	*	31	4-9	.444	3-7	.429	4-4	1.000	3	4	7	3.2	3	1	2	0	1	15	14.1	
at Vanderbilt	01/24/17	*	32	2-8	.250	1-4	.250	7-7	1.000	1	3	4	3.2	2	1	3	0	0	12	14.0	
at Oklahoma State	01/28/17	*	25	0-8	.000	0-6	.000	0-0	.000	0	1	1	3.1	3	1	0	0	0	0	13.3	
ALABAMA	02/01/17	*	27	4-8	.500	3-4	.750	1-1	1.000	0	1	1	3.0	2	4	1	0	0	12	13.2	
at Missouri	02/04/17	*	29	4-9	.444	3-6	.500	4-5	.800	0	3	3	3.0	5	3	4	0	1	15	13.3	
VANDERBILT	02/07/17	*	27	2-9	.222	1-5	.200	0-0	.000	0	0	0	2.9	1	0	0	0	1	5	13.0	
at LSU	02/11/17	*	28	5-11	.455	2-7	.286	5-7	.714	0	0	0	2.8	0	0	2	0	0	17	13.1	
at South Carolina	2/15/17	*	21	3-6	.500	1-2	.500	6-6	1.000	0	1	1	2.7	1	1	0	0	2	13	13.1	
Totals			21	671	98-228	.430	47-127	.370	98-111	.883	14	56	70	2.7	52	58	48	2	29	341	13.1

Games played: 26  
Minutes/game: 25.8  
Points/game: 13.1  
FG Pct: 43.0  
3FG Pct: 37.0  
FT Pct: 88.3

Rebounds/game: 2.7  
Assists/game: 2.2  
Turnovers/game: 1.8  
Assist/turnover ratio: 1.2  
Steals/game: 1.1  
Blocks/game: 0.1

## » SEASON/CAREER HIGHS »

### POINTS

Season: 23 vs. Texas (12/17/16)

Career: 23 vs. Texas (12/17/16)

### FIELD GOALS

Season: 7 vs. No. 25 Florida (12/29/16)

Career: 7 vs. No. 25 Florida (12/29/16)

### FIELD GOALS ATTEMPTED

Season: 12 (3x) last at No. 6 Kentucky (1/7/17)

Career: 12 (3x) last at No. 6 Kentucky (1/7/17)

### 3-POINT FIELD GOALS

Season: 4 (2x) vs. Missouri (1/14/17)

Career: 4 (2x) vs. Missouri (1/14/17)

### 3-POINT FG ATTEMPTS

Season: 8 vs. Missouri (1/14/17)

Career: 8 vs. Missouri (1/14/17)

### FREE THROWS MADE

Season: 14 vs. Texas (12/17/16)

Career: 14 vs. Texas (12/17/16)

### FREE THROWS ATTEMPTS

Season: 14 vs. Texas (12/17/16)

Career: 14 vs. Texas (12/17/16)

### REBOUNDS

Season: 7 (2x) last vs. LSU (1/21/17)

Career: 7 (2x) last vs. LSU (1/21/17)

### ASSISTS

Season: 6 vs. Missouri (1/14/17)

Career: 6 vs. Missouri (1/14/17)

### STEALS

Season: 4 vs. Fort Wayne (11/11/16)

Career: 4 vs. Fort Wayne (11/11/16)

### BLOCKS

Season: 1 (2x) last at Texas A&M (1/17/17)

Career: 1 (2x) last at Texas A&M (1/17/17)

### MINUTES

Season: 33 (2x) last vs. No. 25 Florida (12/29/16)

Career: 33 (2x) last vs. No. 25 Florida (12/29/16)

## » CAREER STATISTICS AT ARKANSAS »

			Total		3-Point		F-Throws			Rebounds											Scoring	
Season	gp-gs	min/avg	fg-fga	pct	fg-fga	pct	ft-fta	pct	off	def	tot	avg	pf	fo	ast	to	blk	stl	pts	avg		
2016-17	26-21	671/25.8	98-228	.430	47-127	.370	98-111	.883	14	56	70	2.7	52	1	58	48	2	29	341	13.1		
TOTAL	26-21	671/25.8	98-228	.430	47-127	.370	98-111	.883	14	56	70	2.7	52	1	58	48	2	29	341	13.1		

at forward... a six-eight junior... from St. Louis, Missouri... number five...

# ARLANDO COOK



## @ ballxbooks NEWS & NOTES »

- Had a season-high seven rebounds at Texas A&M in Arkansas' comeback win over the Aggies on Jan. 17.
- Has a rebound in 21 of the last 22 games and has scored in 19 of 26 games this season.
- Had a career-high three blocks and six rebounds against Sam Houston State in 15 minutes of action.
- Went 4-for-4 from the charity stripe in the final two minutes against Texas.
- Played a season-high 21 minutes off the bench against No. 25 Florida and at Texas A&M.
- Three of his four baskets against Southern Illinois were lay-ups in transition.
- Junior college transfer from Connors State College
- Ranked as the No. 6 junior college transfer in the 2016 class.
- Averaged 16.0 points and 10.1 rebounds per game last season as a sophomore at Connors State College.

## » GAME-BY-GAME STATS »

Opponent	Date	gs	min	Total		3-Pointers		Free throws		Rebounds				pf	a	t/o	blk	stl	pts	avg
				fg-fga	pct	3fg-fga	pct	ft-fa	pct	off	def	tot	avg							
FORT WAYNE	11/11/16	5	0-0	.000	0-0	.000	0-0	.000	0	0	0	0	0.0	3	0	2	0	0	0	0.0
SOUTHERN ILLINOIS	11/14/16	13	4-8	.500	0-0	.000	1-1	1.000	0	2	2	1.0	0	0	1	1	1	1	9	4.5
UT ARLINGTON	11/18/16	13	0-2	.000	0-0	.000	1-2	.500	1	0	1	1.0	0	0	1	1	1	1	1	3.3
at Minnesota	11/22/16	14	2-3	.667	0-0	.000	0-0	.000	0	0	0	0.8	4	0	3	1	1	1	4	3.5
MOUNT ST. MARY'S	11/28/16	13	1-4	.250	0-0	.000	1-2	.500	0	2	2	1.0	1	1	0	0	0	0	3	3.4
STEPHEN F. AUSTIN	12/01/16	9	1-2	.500	0-0	.000	0-0	.000	1	0	1	1.0	0	0	0	0	0	0	2	3.2
AUSTIN PEAY	12/03/16	15	2-4	.500	0-0	.000	0-0	.000	3	0	3	1.3	1	2	0	0	1	4	3.3	
HOUSTON	12/06/16	10	0-1	.000	0-0	.000	0-0	.000	1	0	1	1.3	0	0	0	0	0	0	0	2.9
NORTH FLORIDA	12/10/16	12	2-4	.500	0-0	.000	0-0	.000	3	1	4	1.6	2	0	1	0	2	4	3.0	
vs Texas	12/17/16	17	1-1	1.000	0-0	.000	4-4	1.000	0	2	2	1.6	4	1	0	1	1	6	3.3	
NORTH DAKOTA STATE	12/20/16	13	1-3	.333	0-0	.000	2-2	1.000	1	2	3	1.7	0	1	0	0	0	4	3.4	
vs Sam Houston State	12/22/16	15	2-3	.667	0-0	.000	0-0	.000	0	6	6	2.1	3	0	1	3	0	4	3.4	
FLORIDA	12/29/16	21	2-5	.400	0-0	.000	4-4	1.000	0	2	2	2.1	3	1	1	1	0	8	3.8	
at Tennessee	01/03/17	*	11	0-2	.000	0-0	.000	1-2	.500	1	2	3	2.1	3	0	1	0	0	1	3.6
at Kentucky	01/07/17	*	15	3-5	.600	0-0	.000	0-0	.000	0	1	1	2.1	0	0	0	0	1	6	3.7
MISSISSIPPI STATE	01/10/17	*	11	1-3	.333	0-0	.000	1-2	.500	1	2	3	2.1	2	1	1	0	0	3	3.7
MISSOURI	01/14/17	7	0-0	.000	0-0	.000	0-0	.000	0	1	1	2.1	0	0	0	0	0	0	0	3.5
at Texas A&M	01/17/17	21	3-4	.750	0-0	.000	0-1	.000	2	5	7	2.3	4	2	0	1	2	6	3.6	
LSU	01/21/17	*	19	2-3	.667	0-0	.000	4-7	.571	2	4	6	2.5	5	2	2	0	0	8	3.8
at Vanderbilt	01/24/17	*	12	1-5	.200	0-0	.000	0-0	.000	3	1	4	2.6	2	0	0	0	0	2	3.8
at Oklahoma State	01/28/17	*	7	0-2	.000	0-0	.000	0-0	.000	1	0	1	2.5	1	0	2	0	0	0	3.6
ALABAMA	02/01/17	*	11	1-1	1.000	0-0	.000	0-0	.000	1	0	1	2.5	3	0	2	0	0	2	3.5
at Missouri	02/04/17	10	2-5	.400	0-0	.000	1-4	.250	4	1	5	2.6	1	0	0	0	0	5	3.6	
VANDERBILT	02/07/17	3	0-0	.000	0-0	.000	0-0	.000	0	1	1	2.5	0	0	0	0	0	0	0	3.4
at LSU	02/11/17	5	0-2	.000	0-0	.000	0-0	.000	0	2	2	2.5	1	0	0	1	0	0	0	3.3
at South Carolina	2/15/17	2	0-0	.000	0-0	.000	0-0	.000	0	0	0	2.4	2	0	0	0	0	0	0	3.2
Totals		7	304	31-72	.431	0-0	.000	20-31	.645	25	37	62	2.4	45	11	18	10	10	82	3.2

Games played: 26  
Minutes/game: 11.7  
Points/game: 3.2  
FG Pct: 43.1  
FT Pct: 64.5

Rebounds/game: 2.4  
Assists/game: 0.4  
Turnovers/game: 0.7  
Assist/turnover ratio: 0.6  
Steals/game: 0.4  
Blocks/game: 0.4

## » SEASON/CAREER HIGHS »

### POINTS

Season: 9 vs. Southern Illinois (11/14/16)  
Career: 9 vs. Southern Illinois (11/14/16)

### FIELD GOALS

Season: 4 vs. Southern Illinois (11/14/16)  
Career: 4 vs. Southern Illinois (11/14/16)

### FIELD GOALS ATTEMPTED

Season: 8 vs. Southern Illinois (11/14/16)  
Career: 8 vs. Southern Illinois (11/14/16)

### 3-POINT FIELD GOALS

Season: --  
Career: --

### 3-POINT FG ATTEMPTS

Season: --  
Career: --  
  
**FREE THROWS MADE**  
Season: 4 (3x) last vs. LSU (1/21/17)  
Career: 4 (3x) last vs. LSU (1/21/17)

### FREE THROWS ATTEMPTS

Season: 7 vs. LSU (1/21/17)  
Career: 7 vs. LSU (1/21/17)

### REBOUNDS

Season: 7 at Texas A&M (1/17/17)  
Career: 7 at Texas A&M (1/17/17)

### ASSISTS

Season: 2 (3x) last vs. LSU (1/21/17)  
Career: 2 (3x) last vs. LSU (1/21/17)

### STEALS

Season: 2 (2x) last at Texas A&M (1/17/17)  
Career: 2 (2x) last at Texas A&M (1/17/17)

### BLOCKS

Season: 3 vs. Sam Houston State (12/22/16)  
Career: 3 vs. Sam Houston State (12/22/16)

### MINUTES

Season: 21 (2x) last at Texas A&M (1/17/17)  
Career: 21 (2x) last at Texas A&M (1/17/17)

## » CAREER STATISTICS AT ARKANSAS »

			Total		3-Point		F-Throws		Rebounds											Scoring	
Season	gp-gs	min/avg	fg-fga	pct	fg-fga	pct	ft-fa	pct	off	def	tot	avg	pf	fo	ast	to	blk	stl	pts	avg	
2016-17	26-7	304/11.7	31-72	.431	0-0	.000	20-31	.645	25	37	62	2.4	45	1	11	18	10	10	82	3.2	
TOTAL	26-7	304/11.7	31-72	.431	0-0	.000	20-31	.645	25	37	62	2.4	45	1	11	18	10	10	82	3.2	

at forward... a **six-eight** freshman... from Fort Wayne, **Indiana**... number **twelve**...

# BRACHENHAZEN



## @Brachen\_ NEWS & NOTES »

- Pulled down a career-high five rebounds in only seven minutes against Sam Houston State.
- Tipped in his first points as a Razorback against Austin Peay off an offensive rebound.
- Saw his first action as a Razorback against Southern Illinois.
- Ranked the No. 7 player in the state of Indiana.
- No. 50 small forward in the 2016 class by 247Sports.
- Averaged 16.1 points, 9.3 rebounds, 2.6 assists, 1.4 steals and 1.8 blocks per game as a senior at Columbia City High School.

## » GAME-BY-GAME STATS »

Opponent	Date	gs	min	Total		3-Pointers		Free throws		Rebounds				pf	a	t/o	blk	stl	pts	avg
				fg-fga	pct	3fg-fga	pct	ft-fga	pct	off	def	tot	avg							
FORT WAYNE	11/11/16		dnp		-		-		-		-		-		-		-		-	
SOUTHERN ILLINOIS	11/14/16	8		0-0	.000	0-0	.000	0-0	.000	1	1	2	2.0	3	0	4	0	0	0.0	
UT ARLINGTON	11/18/16		dnp		-		-		-		-		-		-		-		-	
at Minnesota	11/22/16	3	0-0	.000	0-0	.000	0-0	.000	0	0	0	1.0	0	0	0	0	0	0.0		
MOUNT ST. MARY'S	11/28/16	1	0-0	.000	0-0	.000	0-2	.000	0	0	0	0.7	0	0	0	0	0	0.0		
STEPHEN F. AUSTIN	12/01/16	2	0-0	.000	0-0	.000	0-0	.000	0	1	1	0.8	0	0	0	0	0	0.0		
AUSTIN PEAY	12/03/16	9	1-2	.500	0-0	.000	0-0	.000	1	0	1	0.8	1	0	0	0	2	0.4		
HOUSTON	12/06/16		dnp		-		-		-		-		-		-		-		-	
NORTH FLORIDA	12/10/16	1	0-0	.000	0-0	.000	0-0	.000	0	0	0	0.7	0	0	0	0	0	0.3		
vs Texas	12/17/16		dnp		-		-		-		-		-		-		-		-	
NORTH DAKOTA STATE	12/20/16	1	0-0	.000	0-0	.000	1-2	.500	0	0	0	0.6	0	0	0	0	1	0.4		
vs Sam Houston State	12/22/16	7	0-2	.000	0-1	.000	0-0	.000	0	5	5	1.1	1	1	0	0	0	0.4		
FLORIDA	12/29/16		dnp		-		-		-		-		-		-		-		-	
at Tennessee	01/03/17		dnp		-		-		-		-		-		-		-		-	
at Kentucky	01/07/17	1	0-0	.000	0-0	.000	0-0	.000	0	0	0	1.0	0	0	0	0	0	0.3		
MISSISSIPPI STATE	01/10/17		dnp		-		-		-		-		-		-		-		-	
MISSOURI	01/14/17	1	0-0	.000	0-0	.000	0-0	.000	0	1	1	1.0	0	0	0	0	0	0.3		
at Texas A&M	01/17/17		dnp		-		-		-		-		-		-		-		-	
LSU	01/21/17		dnp		-		-		-		-		-		-		-		-	
at Vanderbilt	01/24/17		dnp		-		-		-		-		-		-		-		-	
at Oklahoma State	01/28/17		dnp		-		-		-		-		-		-		-		-	
ALABAMA	02/01/17	3	0-1	.000	0-0	.000	0-0	.000	0	0	0	0.9	0	0	0	0	0	0.3		
at Missouri	02/04/17		dnp		-		-		-		-		-		-		-		-	
VANDERBILT	02/07/17		dnp		-		-		-		-		-		-		-		-	
at LSU	02/11/17		dnp		-		-		-		-		-		-		-		-	
at South Carolina	2/15/17		dnp		-		-		-		-		-		-		-		-	
Totals		0	37	1-5	.200	0-1	.000	1-4	.250	2	8	10	0.9	5	1	4	0	3	0.3	

Games played: 11  
Minutes/game: 3.4  
Points/game: 0.3  
FG Pct: 20.0  
3FG Pct: 0.0  
FT Pct: 25.0

Rebounds/game: 0.9  
Assists/game: 0.1  
Turnovers/game: 0.4  
Assist/turnover ratio: 0.3

## » SEASON/CAREER HIGHS »

### POINTS

Season: 2 vs. Austin Peay (12/3/16)  
Career: 2 vs. Austin Peay (12/3/16)

### FIELD GOALS

Season: 1 vs. Austin Peay (12/3/16)  
Career: 1 vs. Austin Peay (12/3/16)

### FIELD GOALS ATTEMPTED

Season: 2 (2x) last vs. Sam Houston State (12/22/16)  
Career: 2 (2x) last vs. Sam Houston State (12/22/16)

### 3-POINT FIELD GOALS

Season: --  
Career: --

### 3-POINT FG ATTEMPTS

Season: 1 vs. Sam Houston State (12/22/16)  
Career: 1 vs. Sam Houston State (12/22/16)

### FREE THROWS MADE

Season: 1 vs. North Dakota State (12/20/16)  
Career: 1 vs. North Dakota State (12/20/16)

### FREE THROWS ATTEMPTS

Season: 2 (2x) last vs. North Dakota State (12/20/16)  
Career: 2 (2x) last vs. North Dakota State (12/20/16)

### REBOUNDS

Season: 5 vs. Sam Houston State (12/22/16)  
Career: 5 vs. Sam Houston State (12/22/16)

### ASSISTS

Season: 1 vs. Sam Houston State (12/22/16)  
Career: 1 vs. Sam Houston State (12/22/16)

### STEALS

Season:  
Career:

### BLOCKS

Season:  
Career:

### MINUTES

Season: 9 vs. Austin Peay (12/3/16)  
Career: 9 vs. Austin Peay (12/3/16)

## » CAREER STATISTICS AT ARKANSAS »

			Total		3-Point		F-Throws		Rebounds											Scoring	
Season	gp-gs	min/avg	fg-fga	pct	fg-fga	pct	ft-fa	pct	off	def	tot	avg	pf	fo	ast	to	blk	stl	pts	avg	
2016-17	11-0	37/3.4	1-5	.200	0-1	.000	1-4	.250	2	8	10	0.9	5	0	1	4	0	0	3	0.3	
TOTAL	11-0	37/3.4	1-5	.200	0-1	.000	1-4	.250	2	8	10	0.9	5	0	1	4	0	0	3	0.3	



at forward... a **six-eight** redshirt junior... from Texarkana, **Texas**... number **thirteen**...

# DUSTINTHOMAS



## » @YehThatsMe\_DT13 NEWS & NOTES »

- Had one of his better games as a Razorback at LSU on Feb. 11, scoring nine points off the bench and pulled down a career and team-high nine rebounds to go along with three steals.
- Has an assist in 15 games this season.
- Has 5+ rebounds in 12 games this season, including four of the last five.
- Pulled down seven first half rebounds against Sam Houston State, including two on the offensive end.
- Tied a career-high with four assists against Austin Peay.
- Scored nine first-half points against Mount St. Mary's to lead the team at the break.
- Sat out the season due to NCAA four-year transfer rules.
- Averaged 4.0 points and 2.5 rebounds per game over two years at Colorado.
- Scored a career high 17 points and three steals against Southern California his sophomore year.

## » GAME-BY-GAME STATS »

Opponent	Date	gs	min	Total		3-Pointers		Free throws		Rebounds				pf	a	t/o	blk	stl	pts	avg	
				fg-fga	pct	3fg-fga	pct	ft-fa	pct	off	def	tot	avg								
FORT WAYNE	11/11/16	*	18	4-6	.667	0-0	.000	2-3	.667	1	5	6	6.0	5	0	3	0	0	10	10.0	
SOUTHERN ILLINOIS	11/14/16	*	18	1-3	.333	0-0	.000	0-0	.000	1	0	1	3.5	1	4	0	0	1	2	6.0	
UT ARLINGTON	11/18/16	*	28	1-3	.333	0-0	.000	6-8	.750	2	4	6	4.3	4	2	1	1	2	8	6.7	
at Minnesota	11/22/16	*	12	1-5	.200	0-0	.000	3-4	.750	1	1	2	3.8	4	0	1	0	0	5	6.3	
MOUNT ST. MARY'S	11/28/16	*	23	6-7	.857	1-1	1.000	0-0	.000	1	4	5	4.0	3	1	0	0	1	13	7.6	
STEPHEN F. AUSTIN	12/01/16	*	21	4-8	.500	0-0	.000	1-2	.500	2	0	2	3.7	2	1	2	0	0	9	7.8	
AUSTIN PEAY	12/03/16	*	16	3-6	.500	0-1	.000	1-2	.500	0	3	3	3.6	2	4	1	0	0	7	7.7	
HOUSTON	12/06/16	*	23	4-7	.571	0-0	.000	3-4	.750	2	3	5	3.8	4	3	1	1	0	11	8.1	
NORTH FLORIDA	12/10/16	*	22	2-5	.400	0-0	.000	4-4	1.000	2	6	8	4.2	1	3	1	0	0	8	8.1	
vs Texas	12/17/16	*	21	0-3	.000	0-0	.000	0-0	.000	2	1	3	4.1	4	0	0	1	0	0	7.3	
NORTH DAKOTA STATE	12/20/16	*	13	2-6	.333	0-0	.000	2-2	1.000	2	0	2	3.9	4	0	0	0	0	6	7.2	
vs Sam Houston State	12/22/16	*	17	1-3	.333	0-0	.000	4-6	.667	2	5	7	4.2	1	1	0	0	1	6	7.1	
FLORIDA	12/29/16	*	12	1-4	.250	0-0	.000	0-0	.000	0	2	2	4.0	3	2	2	0	0	2	6.7	
at Tennessee	01/03/17		26	2-4	.500	0-0	.000	2-2	1.000	0	7	7	4.2	5	0	1	0	2	6	6.6	
at Kentucky	01/07/17		7	0-2	.000	0-0	.000	0-0	.000	1	1	2	4.1	4	1	0	0	0	0	6.2	
MISSISSIPPI STATE	01/10/17		26	2-4	.500	0-0	.000	4-8	.500	4	3	7	4.3	1	0	1	0	1	8	6.3	
MISSOURI	01/14/17	*	18	1-3	.333	0-0	.000	1-2	.500	0	2	2	4.1	4	0	1	0	0	3	6.1	
at Texas A&M	01/17/17	*	19	2-4	.500	0-0	.000	0-0	.000	0	2	2	4.0	3	2	1	0	0	4	6.0	
LSU	01/21/17		6	1-2	.500	0-0	.000	0-0	.000	2	2	4	4.0	4	0	1	0	0	2	5.8	
at Vanderbilt	01/24/17		16	1-2	.500	0-0	.000	0-0	.000	0	3	3	4.0	3	0	0	1	0	2	5.6	
at Oklahoma State	01/28/17		17	3-3	1.000	0-0	.000	3-3	1.000	3	2	5	4.0	2	1	2	0	2	9	5.8	
ALABAMA	02/01/17		13	1-4	.250	0-0	.000	0-2	.000	2	3	5	4.0	5	1	0	0	2	2	5.6	
at Missouri	02/04/17	*	14	1-1	1.000	0-0	.000	1-1	1.000	1	5	6	4.1	2	0	2	0	0	3	5.5	
VANDERBILT	02/07/17	*	5	2-2	1.000	0-0	.000	0-0	.000	0	0	0	4.0	0	0	0	0	1	4	5.4	
at LSU	02/11/17		26	4-6	.667	0-1	.000	1-2	.500	2	7	9	4.2	3	1	1	0	3	9	5.6	
at South Carolina	2/15/17		26	1-4	.250	0-1	.000	0-0	.000	1	3	4	4.2	5	2	2	1	1	2	5.4	
Totals			17	463	51-107	.477	1-4	250	38-55	.691	34	74	108	4.2	79	29	24	5	17	141	5.4

Games played: 26  
Minutes/game: 17.8  
Points/game: 5.4  
FG Pct: 47.7  
3FG Pct: 25.0  
FT Pct: 69.1

Rebounds/game: 4.2  
Assists/game: 1.1  
Turnovers/game: 0.9  
Assist/turnover ratio: 1.2  
Steals/game: 0.7  
Blocks/game: 0.2

## » SEASON/CAREER HIGHS »

### POINTS

Season: 13 vs. Mount St. Mary's (11/28/16)  
Career: 17 vs. USC (01/04/15)^

### FIELD GOALS

Season: 6 vs. Mount St. Mary's (11/28/16)  
Career: 6 vs. Mount St. Mary's (11/28/16)

### FIELD GOALS ATTEMPTED

Season: 8 vs. Stephen F. Austin (12/1/16)  
Career: 8 (2x) last vs. Stephen F. Austin (12/1/16)

### 3-POINT FIELD GOALS

Season: 1 vs. Mount St. Mary's (11/28/16)  
Career: 3 vs. USC (Jan. 4, 2015)^

### 3-POINT FG ATTEMPTS

Season: 1 (2x) last vs. Austin Peay (12/3/16)  
Career: 3 (3x) last vs. USC (01/04/15)^

### FREE THROWS MADE

Season: 6 vs. UT Arlington (11/18/16)  
Career: 6 vs. UT Arlington (11/18/16)

### FREE THROWS ATTEMPTS

Season: 8 (2x) last vs. Mississippi State (1/10/17)  
Career: 8 (3x) last vs. Mississippi State (1/10/17)

### REBOUNDS

Season: 9 at LSU (2/11/17)  
Career: 9 at LSU (2/11/17)

### ASSISTS

Season: 4 (2x) last vs. Austin Peay (12/3/16)  
Career: 4 (2x) last vs. Southern Illinois (11/14/16)

### STEALS

Season: 3 at LSU (2/11/17)  
Career: 3 (2x) last at LSU (2/11/17)

### BLOCKS

Season: 1 (5x) last at South Carolina (2/15/17)  
Career: 2 (2x) last vs. California (02/12/15)^

### MINUTES

Season: 28 vs. UT Arlington (11/18/16)  
Career: 30 at UCLA (01/31/15)^

^ - at Colorado

## » CAREER STATISTICS AT ARKANSAS »

			Total		3-Point		F-Throws		Rebounds											Scoring	
Season	gp-gs	min/avg	fg-fga	pct	fg-fga	pct	ft-fa	pct	off	def	tot	avg	pf	fo	ast	to	blk	stl	pts	avg	
2016-17	26-17	463/17.8	51-107	.477	1-4	.250	38-55	.691	34	74	108	4.2	79	4	29	24	5	17	141	5.4	
TOTAL	26-17	463/17.8	51-107	.477	1-4	.250	38-55	.691	34	74	108	4.2	79	4	29	24	5	17	141	5.4	

at guard... a **six-three** senior... from Fayetteville, **Arkansas**... number **twenty-one**...

# MANNY WATKINS



## » @ManualeWatkins NEWS & NOTES »

- Clinched a road victory at No. 21 South Carolina on a jumper with 23 seconds left as the shot clock expired.
- Scored 10 pts in the first half against Alabama to record his second double-digit scoring effort of the season.
- Was 0-of-8 from behind the arc in his first 92 games as a Razorback, before sinking 9-of-17 (.529) attempts over the last 8 games, including a 3-for-3 performance at Texas A&M on Jan. 17.
- Has 14 turnovers in 547 minutes of action. Averaging one turnover per 40.0 minutes of action.
- Leads the team with 33 steals.
- The 6-3 guard is third on the team in rebounding at 3.7 per game.
- After having six double-digit scoring efforts in his first 76 games, he opened the 2016-17 campaign with a 10-point effort against Fort Wayne.
- Son of Associate Head Coach Melvin Watkins.
- Averaged 5.1 points and 3.0 rebounds per game as a junior.

## » GAME-BY-GAME STATS »

Opponent	Date	gs	min	Total		3-Pointers		Free throws		Rebounds				pf	a	t/o	blk	stl	pts	avg
				fg-fga	pct	3fg-fga	pct	ft-fa	pct	off	def	tot	avg							
FORT WAYNE	11/11/16	27	5-6	.833	0-0	.000	0-0	.000	0	3	3	3.0	2	2	0	0	0	0	10	10.0
SOUTHERN ILLINOIS	11/14/16	21	2-5	.400	0-0	.000	0-0	.000	2	1	3	3.0	2	4	0	0	1	4	7.0	
UT ARLINGTON	11/18/16	20	3-5	.600	0-0	.000	1-1	1.000	1	2	3	3.0	0	1	0	0	1	7	7.0	
at Minnesota	11/22/16	22	2-6	.333	0-0	.000	0-0	.000	2	2	4	3.3	3	1	1	0	3	4	6.3	
MOUNT ST. MARY'S	11/28/16	* 22	4-6	.667	0-0	.000	0-0	.000	2	4	6	3.8	0	4	0	0	2	8	6.6	
STEPHEN F. AUSTIN	12/01/16	* 21	4-7	.571	0-0	.000	0-0	.000	1	6	7	4.3	2	1	1	0	2	8	6.8	
AUSTIN PEAY	12/03/16	* 16	1-2	.500	0-0	.000	2-2	1.000	0	1	1	3.9	0	3	0	0	1	4	6.4	
HOUSTON	12/06/16	* 27	2-6	.333	0-0	.000	2-2	1.000	1	6	7	4.3	1	4	0	0	1	6	6.4	
NORTH FLORIDA	12/10/16	* 22	2-6	.333	0-0	.000	3-4	.750	2	2	4	4.2	2	4	2	0	3	7	6.4	
vs Texas	12/17/16	* 20	3-4	.750	0-0	.000	0-0	.000	1	3	4	4.2	2	0	1	0	1	6	6.4	
NORTH DAKOTA STATE	12/20/16	* 25	1-2	.500	0-0	.000	2-2	1.000	0	6	6	4.4	1	2	1	0	3	4	6.2	
vs Sam Houston State	12/22/16	* 16	1-1	1.000	0-0	.000	0-1	.000	0	2	2	4.2	2	1	1	0	2	2	5.8	
FLORIDA	12/29/16	* 23	2-5	.400	0-0	.000	0-0	.000	3	3	6	4.3	2	2	0	0	0	4	5.7	
at Tennessee	01/03/17	* 21	4-6	.667	0-0	.000	0-2	.000	1	2	3	4.2	1	0	1	0	0	8	5.9	
at Kentucky	01/07/17	* 32	4-6	.667	0-0	.000	0-0	.000	1	6	7	4.4	3	1	0	0	0	8	6.0	
MISSISSIPPI STATE	01/10/17	* 18	1-2	.500	0-0	.000	0-0	.000	0	0	0	4.1	1	2	1	0	2	2	5.8	
MISSOURI	01/14/17	22	3-6	.500	1-4	.250	1-2	.500	1	1	2	4.0	3	1	0	0	0	8	5.9	
at Texas A&M	01/17/17	23	3-5	.600	3-3	1.000	0-0	.000	1	5	6	4.1	2	2	2	0	3	9	6.1	
LSU	01/21/17	2	0-0	.000	0-0	.000	0-0	.000	0	0	0	3.9	0	1	0	0	0	0	5.7	
at Vanderbilt	01/24/17	21	1-3	.333	0-1	.000	0-0	.000	1	1	2	3.8	4	1	1	0	1	2	5.6	
at Oklahoma State	01/28/17	17	2-3	.667	1-2	.500	0-1	.000	0	0	0	3.6	4	0	0	0	1	5	5.5	
ALABAMA	02/01/17	21	2-5	.400	2-4	.500	4-8	.500	1	3	4	3.6	0	2	0	0	3	10	5.7	
at Missouri	02/04/17	22	4-5	.800	1-1	1.000	0-1	.000	1	5	6	3.7	3	2	0	0	1	9	5.9	
VANDERBILT	02/07/17	25	3-6	.500	0-1	.000	0-0	.000	1	3	4	3.8	0	2	0	0	0	6	5.9	
at LSU	02/11/17	14	2-2	1.000	1-1	1.000	0-0	.000	0	3	3	3.7	3	2	1	0	2	5	5.8	
at South Carolina	2/15/17	* 27	3-4	.750	0-0	.000	0-0	.000	2	2	4	3.7	3	3	1	1	0	6	5.8	
Totals		13	547	64-114	.561	9-17	.529	15-26	.577	25	72	97	3.7	46	48	14	1	33	152	5.8

Games played: 26  
Minutes/game: 21.0  
Points/game: 5.8  
FG Pct: 56.1  
3FG Pct: 52.9  
FT Pct: 57.7

Rebounds/game: 3.7  
Assists/game: 1.8  
Turnovers/game: 0.5  
Assist/turnover ratio: 3.4  
Steals/game: 1.3  
Blocks/game: 0.0

## » SEASON/CAREER HIGHS »

### POINTS

Season: 10 (2x) last vs. Alabama (2/1/17)  
Career: 14 (2x) last at Wake Forest (12/04/15)

### FIELD GOALS

Season: 5 vs. Fort Wayne (11/11/16)  
Career: 6 at Wake Forest (12/04/15)

### FIELD GOALS ATTEMPTED

Season: 7 vs. Stephen F. Austin (12/1/16)  
Career: 10 at Texas A&M (01/02/16)

### 3-POINT FIELD GOALS

Season: 3 at Texas A&M (1/17/17)  
Career: 3 at Texas A&M (1/17/17)

### 3-POINT FG ATTEMPTS

Season: 4 (2x) last vs. Alabama (2/1/16)  
Career: 4 (2x) last vs. Alabama (2/1/17)

### FREE THROWS MADE

Season: 4 vs. Alabama (2/1/17)  
Career: 4 (2x) last vs. Alabama (2/1/17)

### FREE THROWS ATTEMPTS

Season: 8 vs. Alabama (2/1/17)  
Career: 8 vs. Alabama (2/1/17)

### REBOUNDS

Season: 7 (3x) last at No. 6 Kentucky (1/7/17)  
Career: 9 vs. Northwestern State (12/01/15)

### ASSISTS

Season: 4 (4x) last vs. North Florida (12/10/16)  
Career: 5 (2x) last vs. Northwestern State (12/01/15)

### STEALS

Season: 3 (5x) last vs. Alabama (2/1/17)  
Career: 5 vs. Wake Forest (11/19/14)

### BLOCKS

Season: 1 at South Carolina (2/15/17)  
Career: 1 (3x) last vs. Auburn (02/17/16)

### MINUTES

Season: 32 at No. 6 Kentucky (1/7/17)  
Career: 36 at Dayton (12/30/15)

## » CAREER STATISTICS AT ARKANSAS »

			Total		3-Point		F-Throws		Rebounds											Scoring	
Season	gp-gs	min/avg	fg-fga	pct	fg-fga	pct	ft-fa	pct	off	def	tot	avg	pf	fo	ast	to	blk	stl	pts	avg	
2013-14	8-0	27/3.4	2-3	.667	0-0	.000	1-2	.500	1	3	4	0.5	2	0	1	2	0	3	5	0.6	
2014-15	36-0	502/13.9	38-68	.559	0-7	.000	17-24	.708	17	56	73	2.0	54	0	39	28	0	37	93	2.6	
2015-16	32-9	629/19.7	69-145	.476	0-1	.000	25-46	.543	29	67	96	3.0	55	1	66	24	3	28	163	5.1	
2016-17	26-13	547/21.0	64-114	.561	9-17	.529	15-26	.577	25	72	97	3.7	46	0	48	14	1	33	152	5.8	
TOTAL	102-22	1705/16.7	173-330	.524	9-25	.360	58-98	.592	72	198	270	2.6	157	1	154	68	4	101	413	4.0	

at guard... a **six-five** freshman... from Birmingham, **Alabama**... number **twenty-three**...

# C.J. JONES



## » @CJ\_Jones2 NEWS & NOTES »

- Hit a career-high three 3-pointers against Austin Peay, tying a career-high with 11 points. Also swatted three shots in the 99-62 victory.
- Saw his first action in the Southern Illinois game, scoring 11 points on 2-of-4 shooting from behind the arc, 3-of-5 from the field.
- His first two baskets as a Razorback were a wide open 3-pointer 33 seconds after subbing in, followed by an alley-oop dunk from Anton Beard shortly after.
- Sat out the season opener due to an injury (sprained knee).
- Ranked as the No. 6 player in the state of Alabama.
- Led his high school team in scoring his final two seasons.
- Averaged 28 points, 6 rebounds, 4 assists and 3 steals per game as a senior.

## » GAME-BY-GAME STATS »

Opponent	Date	gs	min	Total		3-Pointers		Free throws		Rebounds				pf	a	t/o	blk	stl	pts	avg
				fg-fga	pct	3fg-fga	pct	ft-fga	pct	off	def	tot	avg							
FORT WAYNE	11/11/16	dnp		-	-	-	-	-	-	-	-	-	-	-	-	-	-	-	-	
SOUTHERN ILLINOIS	11/14/16	17		3-5	.600	2-4	.500	3-3	1.000	0	2	2	2.0	2	0	0	0	11	11.0	
UT ARLINGTON	11/18/16	dnp		-	-	-	-	-	-	-	-	-	-	-	-	-	-	-	-	
at Minnesota	11/22/16	4		0-0	.000	0-0	.000	0-0	.000	0	0	0	1.0	1	0	1	0	0	5.5	
MOUNT ST. MARY'S	11/28/16	14		1-4	.250	1-3	.333	2-2	1.000	0	1	1	1.0	1	1	1	0	5	5.3	
STEPHEN F. AUSTIN	12/01/16	11		2-5	.400	2-2	1.000	0-0	.000	0	1	1	1.0	1	1	1	0	6	5.5	
AUSTIN PEAY	12/03/16	15		4-6	.667	3-4	.750	0-0	.000	0	0	0	0.8	2	2	0	3	0	11	6.6
HOUSTON	12/06/16	7		1-2	.500	1-2	.500	0-0	.000	0	2	2	1.0	1	1	0	0	3	6.0	
NORTH FLORIDA	12/10/16	5		0-1	.000	0-1	.000	0-0	.000	0	1	1	1.0	0	1	0	0	0	5.1	
vs Texas	12/17/16	dnp		-	-	-	-	-	-	-	-	-	-	-	-	-	-	-	-	
NORTH DAKOTA STATE	12/20/16	11		0-0	.000	0-0	.000	0-0	.000	0	2	2	1.1	0	0	0	1	0	4.5	
vs Sam Houston State	12/22/16	14		3-5	.600	1-2	.500	0-2	.000	0	1	1	1.1	1	0	0	0	7	4.8	
FLORIDA	12/29/16	dnp		-	-	-	-	-	-	-	-	-	-	-	-	-	-	-	-	
at Tennessee	01/03/17	dnp		-	-	-	-	-	-	-	-	-	-	-	-	-	-	-	-	
at Kentucky	01/07/17	1		0-0	.000	0-0	.000	0-0	.000	0	0	0	1.0	0	0	0	0	0	4.3	
MISSISSIPPI STATE	01/10/17	5		0-1	.000	0-1	.000	0-0	.000	0	0	0	0.9	0	0	0	0	0	3.9	
MISSOURI	01/14/17	5		2-2	1.000	2-2	1.000	0-0	.000	0	1	1	0.9	1	0	0	0	1	6	4.1
at Texas A&M	01/17/17	dnp		-	-	-	-	-	-	-	-	-	-	-	-	-	-	-	-	
LSU	01/21/17	3		0-1	.000	0-1	.000	0-0	.000	0	0	0	0.8	1	0	0	0	0	3.8	
at Vanderbilt	01/24/17	dnp		-	-	-	-	-	-	-	-	-	-	-	-	-	-	-	-	
at Oklahoma State	01/28/17	2		0-0	.000	0-0	.000	0-0	.000	0	0	0	0.8	0	0	1	0	0	3.5	
ALABAMA	02/01/17	4		1-3	.333	0-1	.000	0-0	.000	0	0	0	0.7	0	0	0	0	2	3.4	
at Missouri	02/04/17	dnp		-	-	-	-	-	-	-	-	-	-	-	-	-	-	-	-	
VANDERBILT	02/07/17	dnp		-	-	-	-	-	-	-	-	-	-	-	-	-	-	-	-	
at LSU	02/11/17	dnp		-	-	-	-	-	-	-	-	-	-	-	-	-	-	-	-	
at South Carolina	2/15/17	dnp		-	-	-	-	-	-	-	-	-	-	-	-	-	-	-	-	
Totals		0	118	17-35	.486	12-23	.522	5-7	.714	0	11	11	0.7	11	6	4	5	1	51	3.4

Games played: 15  
Minutes/game: 7.9  
Points/game: 3.4  
FG Pct: 48.6  
3FG Pct: 52.2  
FT Pct: 71.4

Rebounds/game: 0.7  
Assists/game: 0.4  
Turnovers/game: 0.3  
Assist/turnover ratio: 1.5  
Steals/game: 0.1  
Blocks/game: 0.3

## » SEASON/CAREER HIGHS »

### POINTS

Season: 11 (2x) last vs. Austin Peay (12/3/16)  
Career: 11 (2x) last vs. Austin Peay (12/3/16)

### FIELD GOALS

Season: 4 vs. Austin Peay (12/3/16)  
Career: 4 vs. Austin Peay (12/3/16)

### FIELD GOALS ATTEMPTED

Season: 6 vs. Austin Peay (12/3/16)  
Career: 6 vs. Austin Peay (12/3/16)

### 3-POINT FIELD GOALS

Season: 3 vs. Austin Peay (12/3/16)  
Career: 3 vs. Austin Peay (12/3/16)

### 3-POINT FG ATTEMPTS

Season: 4 (2x) last vs. Austin Peay (12/3/16)  
Career: 4 (2x) last vs. Austin Peay (12/3/16)

### FREE THROWS MADE

Season: 3 vs. Southern Illinois (11/14/16)  
Career: 3 vs. Southern Illinois (11/14/16)

### FREE THROWS ATTEMPTS

Season: 3 vs. Southern Illinois (11/14/16)  
Career: 3 vs. Southern Illinois (11/14/16)

### REBOUNDS

Season: 2 (3x) last vs. North Dakota State (12/20/16)  
Career: 2 (3x) last vs. North Dakota State (12/20/16)

### ASSISTS

Season: 2 vs. Austin Peay (12/3/16)  
Career: 2 vs. Austin Peay (12/3/16)

### STEALS

Season: 1 vs. Missouri (1/14/17)  
Career: 1 vs. Missouri (1/14/17)

### BLOCKS

Season: 3 vs. Austin Peay (12/3/16)  
Career: 3 vs. Austin Peay (12/3/16)

### MINUTES

Season: 17 vs. Southern Illinois (11/14/16)  
Career: 17 vs. Southern Illinois (11/14/16)

## » CAREER STATISTICS AT ARKANSAS »

Season	gp-gs	min/avg	Total fg-fga	pct	3-Point fg-fga	pct	F-Throws ft-fia	pct	Rebounds off def tot	avg	pf	fo	ast	to	blk	stl	Scoring pts	avg
2016-17	15-0	118/7.9	17-35	.486	12-23	.522	5-7	.714	0	11	11	0.7	11	0	6	4	51	3.4
TOTAL	15-0	118/7.9	17-35	.486	12-23	.522	5-7	.714	0	11	11	0.7	11	0	6	4	51	3.4

at guard... a **six-foot** junior... from North Little Rock, **Arkansas**... number **thirty one**...

# ANTON BEARD



## » @AntonBeard31 NEWS & NOTES »

- Has an offensive board in 14 games this season.
- Scored in double-figures in 10 of the last 16 games.
- Tied a season-high with 16 points against LSU on Jan. 21, shooting 5-of-7 from the field, 2-of-2 from behind the arc and sinking all four free throws.
- His line of 16 points, 7 assists and 0 turnovers against LSU was the first by a Razorback in six seasons.
- Recorded 16 points against Sam Houston State in his hometown of North Little Rock on Dec. 22.
- The six-foot junior has brought down multiple rebounds in 13 of the last 19 games and 3+ rebounds in eight games.
- Scored 12 points in the second half against UT Arlington.
- Scored a career high 18 points at Georgia (1/23/16) last season on 5-of-9 shooting from the field.

## » GAME-BY-GAME STATS »

Opponent	Date	gs	min	Total		3-Pointers		Free throws		Rebounds											
				fg-fga	pct	3fg-fga	pct	ft-fa	pct	off	def	tot	avg	pf	a	t/o	blk	stl	pts	avg	
FORT WAYNE	11/11/16		16	4-6	.667	2-3	.667	2-3	.667	0	1	1	1.0	4	4	3	0	2	12	12.0	
SOUTHERN ILLINOIS	11/14/16		17	2-6	.333	1-4	.250	0-0	.000	1	0	1	1.0	1	6	1	0	1	5	8.5	
UT ARLINGTON	11/18/16		18	4-8	.500	2-3	.667	2-2	1.000	1	5	6	2.7	2	2	0	0	0	12	9.7	
at Minnesota	11/22/16		20	2-6	.333	0-1	.000	0-0	.000	5	0	5	3.3	1	2	1	0	0	4	8.3	
MOUNT ST. MARY'S	11/28/16	*	23	4-8	.500	2-3	.667	1-2	.500	3	1	4	3.4	0	3	1	0	0	11	8.8	
STEPHEN F. AUSTIN	12/01/16	*	23	2-5	.400	0-2	.000	5-6	.833	1	2	3	3.3	3	3	2	0	4	9	8.8	
AUSTIN PEAY	12/03/16		17	2-9	.222	1-4	.250	2-2	1.000	2	2	4	3.4	2	4	1	0	1	7	8.6	
HOUSTON	12/06/16		24	3-6	.500	0-2	.000	3-5	.600	1	1	2	3.3	2	1	1	0	2	9	8.6	
NORTH FLORIDA	12/10/16		20	3-8	.375	0-3	.000	0-0	.000	0	0	0	2.9	0	2	1	0	1	6	8.3	
vs Texas	12/17/16		23	2-9	.222	0-2	.000	2-2	1.000	2	3	5	3.1	3	2	2	0	0	6	8.1	
NORTH DAKOTA STATE	12/20/16		24	3-7	.429	3-6	.500	2-2	1.000	0	1	1	2.9	3	0	2	0	0	11	8.4	
vs Sam Houston State	12/22/16		18	4-6	.667	2-3	.667	6-8	.750	2	1	3	2.9	1	1	0	0	0	16	9.0	
FLORIDA	12/29/16		24	3-5	.600	1-2	.500	3-3	1.000	0	0	0	2.7	2	1	2	0	2	10	9.1	
at Tennessee	01/03/17		25	6-8	.750	0-0	.000	4-5	.800	1	2	3	2.7	2	2	1	0	1	16	9.6	
at Kentucky	01/07/17		22	1-7	.143	0-2	.000	2-5	.400	0	0	0	2.5	4	1	0	0	0	4	9.2	
MISSISSIPPI STATE	01/10/17		26	4-9	.444	2-4	.500	1-1	1.000	1	1	2	2.5	2	2	0	0	2	11	9.3	
MISSOURI	01/14/17	*	27	3-5	.600	1-2	.500	4-4	1.000	0	2	2	2.5	5	3	4	0	1	11	9.4	
at Texas A&M	01/17/17	*	21	1-3	.333	0-1	.000	0-0	.000	1	0	1	2.4	1	0	2	0	1	2	9.0	
LSU	01/21/17	*	34	5-7	.714	2-2	1.000	4-4	1.000	0	2	2	2.4	4	7	0	0	0	16	9.4	
at Vanderbilt	01/24/17	*	23	4-8	.500	2-4	.500	1-5	.200	1	2	3	2.4	2	0	1	0	2	11	9.5	
at Oklahoma State	01/28/17	*	28	3-7	.429	2-3	.667	3-4	.750	0	2	2	2.4	3	1	2	0	1	11	9.5	
ALABAMA	02/01/17	*	27	2-8	.250	1-4	.250	0-0	.000	1	3	4	2.5	1	2	3	0	1	5	9.3	
at Missouri	02/04/17	*	26	2-2	1.000	1-1	1.000	0-1	.000	0	0	0	2.3	5	2	1	0	0	5	9.1	
VANDERBILT	02/07/17	*	28	0-8	.000	0-4	.000	0-0	.000	0	0	0	2.3	2	0	0	0	1	0	8.8	
at LSU	02/11/17	*	24	2-3	.667	1-1	1.000	6-6	1.000	0	1	1	2.2	2	4	3	0	2	11	8.8	
at South Carolina	2/15/17		5	0-0	.000	0-0	.000	0-0	.000	1	0	1	2.2	0	0	1	0	0	0	8.5	
Totals			11	583	71-164	.433	26-66	.394	53-70	.757	24	32	56	2.2	57	54	32	0	25	221	8.5

Games played: 26  
Minutes/game: 22.4  
Points/game: 8.5  
FG Pct: 43.3  
3FG Pct: 39.4  
FT Pct: 75.7

Rebounds/game: 2.2  
Assists/game: 2.1  
Turnovers/game: 1.2  
Assist/turnover ratio: 1.7  
Steals/game: 1.0

## » SEASON/CAREER HIGHS »

### POINTS

Season: 16 (3x) last vs. LSU (1/21/17)

Career: 18 at Georgia (1/23/16)

### FIELD GOALS

Season: 6 at Tennessee (1/3/17)

Career: 6 at Tennessee (1/3/17)

### FIELD GOALS ATTEMPTED

Season: 9 (3x) last vs. Mississippi State (1/10/17)

Career: 13 at Dayton (12/30/15)

### 3-POINT FIELD GOALS

Season: 3 vs. North Dakota State (12/20/16)

Career: 4 at Ole Miss (Feb. 14, 2015)

### 3-POINT FG ATTEMPTS

Season: 6 vs. North Dakota State (12/20/16)

Career: 7 at Dayton (12/30/15)

### FREE THROWS MADE

Season: 6 (2x) last at LSU (2/11/17)

Career: 7 at Georgia (1/23/16)

### FREE THROWS ATTEMPTS

Season: 8 vs. Sam Houston State (12/22/16)

Career: 9 at Georgia (1/23/16)

### REBOUNDS

Season: 6 vs. UT Arlington (11/18/16)

Career: 7 vs. Delaware State (11/21/15)

### ASSISTS

Season: 7 vs. LSU (1/21/17)

Career: 7 vs. LSU (1/21/17)

### STEALS

Season: 4 vs. Stephen F. Austin (12/1/16)

Career: 5 vs. Milwaukee (12/22/14)

### BLOCKS

Season: --

Career: 1 at Missouri (1/12/16)

### MINUTES

Season: 34 vs. LSU (1/21/17)

Career: 34 vs. LSU (1/21/17)

## » CAREER STATISTICS AT ARKANSAS »

			Total		3-Point		F-Throws		Rebounds											Scoring	
Season	gp-gs	min/avg	fg-fga	pct	fg-fga	pct	ft-fa	pct	off	def	tot	avg	pf	fo	ast	to	blk	stl	pts	avg	
2014-15	35-16	662/18.9	66-172	.384	31-88	.352	35-55	.636	31	36	67	1.9	84	4	53	32	0	35	198	5.7	
2015-16	23-1	481/20.9	57-164	.348	19-66	.288	27-42	.643	13	40	53	2.3	53	2	41	17	2	24	160	7.0	
2016-17	26-11	583/22.4	71-164	.433	26-66	.394	53-70	.757	24	32	56	2.2	57	2	54	32	0	25	221	8.5	
TOTAL	84-28	1726/20.5	194-500	.388	76-220	.345	115-167	.689	68	108	176	2.1	194	8	148	81	2	84	579	6.9	



at forward... a six-ten senior... from Abuja, Nigeria... number thirty-three...

# MOSES KINGSLEY



## @KingMoses\_ NEWS & NOTES »

- Recorded his 4th double-double of the season, 21st of his career, in Arkansas' 15-point rally on the road at Vanderbilt on Jan. 24.
- Became the 40th player in school history to hit the century mark in career scoring with a 24-point performance against LSU on Jan. 21.
- Is one of two players (Oliver Miller) in program history to reach 1,000 points, 600 rebounds and 200 blocks.
- Is on pace to finish among the top 25 scorers in Razorback history.
- Is shooting 50.0 percent (6-12) from deep this season, making a 3-pointer in five of the last 12 games.
- Is T-13th in the country with four games of 5-plus blocks and T-8th with 14 games of 3+ blocks.
- The SEC's active leader in career blocked shots (233), Kingsley leads the SEC this season and ranks 11th in the country with 2.69 blocks per game.
- Is currently second in the SEC in career double-doubles with 21.
- Has 18 games this season with multiple blocks, four with five or more swats.
- Has 3+ blocks in 14 games this season, including eight of the last 15.
- Finished one rebound, one point and three blocks away from his first triple-double in the season opener.
- Preseason SEC Player of the Year (Media). Third in school history (Ronnie Brewer/Joe Johnson).
- Preseason first team All-SEC (Coaches).
- On watch lists for the Wooden Award, Naismith Trophy, Kareem Abdul-Jabbar Award and Lute Olson Award.

## » GAME-BY-GAME STATS »

Opponent	Date	gs	min	Total		3-Pointers		Free throws		Rebounds			pf	a	t/o	blk	stl	pts	avg		
				fg-fga	pct	3fg-fga	pct	ft-fga	pct	off	def	tot								avg	
FORT WAYNE	11/11/16	*	28	4-9	.444	0-0	.000	1-2	.500	3	6	9	9.0	4	3	0	7	1	9	9.0	
SOUTHERN ILLINOIS	11/14/16	*	22	4-10	.400	0-1	.000	7-7	1.000	1	6	7	8.0	1	0	1	5	1	15	12.0	
UT ARLINGTON	11/18/16	*	30	2-5	.400	0-0	.000	1-2	.500	1	2	3	6.3	4	1	3	4	1	5	9.7	
at Minnesota	11/22/16	*	27	3-8	.375	0-0	.000	4-5	.800	2	8	10	7.3	5	0	2	3	1	10	9.8	
MOUNT ST. MARY'S	11/28/16	*	26	3-8	.375	0-0	.000	3-6	.500	5	8	13	8.4	3	4	3	1	0	9	9.6	
STEPHEN F. AUSTIN	12/01/16	*	29	4-5	.800	0-0	.000	4-5	.800	1	5	6	8.0	2	2	1	0	2	12	10.0	
AUSTIN PEAY	12/03/16	*	22	4-7	.571	1-1	1.000	4-4	1.000	3	4	7	7.9	3	5	4	3	0	13	10.4	
HOUSTON	12/06/16	*	27	6-9	.667	0-0	.000	2-3	.667	4	5	9	8.0	2	1	3	2	1	14	10.9	
NORTH FLORIDA	12/10/16	*	26	5-7	.714	0-0	.000	3-4	.750	2	8	10	8.2	4	1	3	1	0	13	11.1	
vs Texas	12/17/16	*	32	2-8	.250	0-0	.000	3-3	1.000	1	9	10	8.4	1	0	2	5	0	7	10.7	
NORTH DAKOTA STATE	12/20/16	*	27	4-10	.400	0-1	.000	3-3	1.000	1	7	8	8.4	3	0	2	1	0	11	10.7	
vs Sam Houston State	12/22/16	*	23	5-9	.556	0-0	.000	7-9	.778	3	4	7	8.3	1	2	1	3	0	17	11.3	
FLORIDA	12/29/16	*	32	5-15	.333	0-0	.000	3-6	.500	5	9	14	8.7	3	1	3	4	0	13	11.4	
at Tennessee	01/03/17	*	31	3-10	.300	0-0	.000	1-5	.200	0	10	10	8.8	1	3	1	3	2	7	11.1	
at Kentucky	01/07/17	*	33	4-8	.500	1-1	1.000	5-5	1.000	1	6	7	8.7	4	2	2	1	1	14	11.3	
MISSISSIPPI STATE	01/10/17	*	29	7-12	.583	1-2	.500	4-6	.667	1	3	4	8.4	5	0	2	0	2	19	11.8	
MISSOURI	01/14/17	*	28	4-9	.444	0-0	.000	2-3	.667	3	5	8	8.4	1	3	4	3	0	10	11.6	
at Texas A&M	01/17/17	*	28	4-10	.400	1-1	1.000	3-4	.750	3	1	4	8.1	3	0	3	2	0	12	11.7	
LSU	01/21/17	*	29	10-18	.556	1-1	1.000	3-7	.429	3	4	7	8.1	2	2	3	1	1	24	12.3	
at Vanderbilt	01/24/17	*	30	4-7	.571	0-1	.000	2-3	.667	1	10	11	8.2	3	1	3	2	1	10	12.2	
at Oklahoma State	01/28/17	*	27	3-11	.273	0-1	.000	4-5	.800	2	2	4	8.0	2	0	0	4	0	10	12.1	
ALABAMA	02/01/17	*	27	2-4	.500	0-0	.000	11-12	.917	1	5	6	7.9	3	1	2	2	2	15	12.2	
at Missouri	02/04/17	*	23	1-3	.333	0-0	.000	2-3	.667	1	1	2	7.7	3	1	1	1	0	4	11.9	
VANDERBILT	02/07/17	*	34	3-7	.429	1-2	.500	4-6	.667	4	2	6	7.6	3	2	2	3	3	11	11.8	
at LSU	02/11/17	*	29	2-4	.500	0-0	.000	5-6	.833	0	5	5	7.5	2	2	2	5	0	9	11.7	
at South Carolina	2/15/17	*	29	5-9	.556	0-0	.000	6-7	.857	2	5	7	7.5	1	1	0	4	0	16	11.9	
Totals			26	728	103-222	.464	6-12	.500	97-131	.740	54	140	194	7.5	69	38	53	70	19	309	11.9

Games played: 26  
Minutes/game: 28.0  
Points/game: 11.9  
FG Pct: 46.4  
3FG Pct: 50.0  
FT Pct: 74.0

Rebounds/game: 7.5  
Assists/game: 1.5  
Turnovers/game: 2.0  
Assist/turnover ratio: 0.7  
Steals/game: 0.7  
Blocks/game: 2.7

## » SEASON/CAREER HIGHS »

### POINTS

Season: 24 vs. LSU (1/21/17)  
Career: 26 at Dayton (12/30/15)

### FIELD GOALS

Season: 10 vs. LSU (1/21/17)  
Career: 11 vs. North Florida (12/22/15)

### FIELD GOALS ATTEMPTED

Season: 18 vs. LSU (1/21/17)  
Career: 18 vs. LSU (1/21/17)

### 3-POINT FIELD GOALS

Season: 1 (5x) last vs. LSU (1/21/17)  
Career: 1 (6x) last vs. LSU (1/21/17)

### 3-POINT FG ATTEMPTS

Season: 2 vs. Mississippi State (1/10/17)  
Career: 2 vs. Mississippi State (1/10/17)

### FREE THROWS MADE

Season: 11 vs. Alabama (2/1/17)  
Career: 11 vs. Alabama (2/1/17)

### FREE THROWS ATTEMPTS

Season: 12 vs. Alabama (2/1/17)  
Career: 14 vs. Auburn (2/17/16)

### REBOUNDS

Season: 14 vs. No. 25 Florida (12/29/16)  
Career: 14 (3x) last vs. No. 25 Florida (12/29/16)

### ASSISTS

Season: 5 vs. Austin Peay (12/3/16)  
Career: 5 vs. Austin Peay (12/3/16)

### STEALS

Season: 3 vs. Vanderbilt (2/7/17)  
Career: 4 (2x) last vs. Auburn (2/17/16)

### BLOCKS

Season: 7 vs. Fort Wayne (11/11/16)  
Career: 8 vs. Tennessee Tech (12/12/15)

### MINUTES

Season: 33 at No. 6 Kentucky (1/7/17)  
Career: 40 at Dayton (12/30/15)

## » CAREER STATISTICS AT ARKANSAS »

			Total		3-Point		F-Throws		Rebounds											Scoring	
Season	gp-gs	min/avg	fg-fga	pct	fg-fga	pct	ft-fga	pct	off	def	tot	avg	pf	fo	ast	to	blk	stl	pts	avg	
2013-14	32-0	368/11.5	43-81	.531	1-2	.500	41-63	.651	39	63	102	3.2	41	0	7	14	49	14	128	4.0	
2014-15	36-4	391/10.9	49-101	.485	0-0	.000	33-53	.623	45	45	90	2.5	56	0	11	23	38	15	131	3.6	
2015-16	32-31	945/29.5	183-334	.548	0-0	.000	142-223	.637	103	196	299	9.3	94	4	39	65	76	36	508	15.9	
2016-17	26-26	728/28.0	103-222	.464	6-12	.500	97-131	.740	54	140	194	7.5	69	2	38	53	70	19	309	11.9	
TOTAL	126-61	2432/19.3	378-738	.512	7-14	.500	313-470	.666	241	444	685	5.4	260	6	95	155	233	84	1076	8.5	

# GAME 1

## Arkansas vs Fort Wayne

Nov. 11, 2016 at 7 p.m. at Fayetteville, Ark. (Bud Walton Arena)

Fort Wayne 83 • 0-1

#	Player	Total		3-Ptr		Rebounds			PF	TP	A TO Blk Stl					Min
		FG-FGA	FG-FGA	FT-FTA	Off Def Tot	PF	TP	A TO Blk Stl								
02	Stewart,Deangelo	f	1-9	1-6	0-0	2 2 4	3	3	0 1 0	1	22					
45	Calhoun,Brent	c	1-7	0-0	2-2	2 4 6	3	4	0 1 0	0	25					
00	Evans,Mo	g	5-10	1-4	2-2	0 1 1	2	13	3 4 0	1	25					
01	Scott,Bryson	g	2-10	2-7	7-14	2 4 6	4	13	3 5 0	1	27					
55	Konchar,John	g	4-8	1-1	8-10	5 7 12	2	17	4 1 1	2	37					
05	Charles Ruise Jr		0-4	0-3	0-1	1 0 1	1	0	0 0 0	0	12					
13	Levitich,Jax		0-0	0-0	0-0	0 1 1	0	0	0 0 0	0	2					
22	Taylor,Xzavier		5-8	0-0	2-5	3 0 3	4	12	0 0 0	0	15					
32	Harrell,Kason		4-7	3-6	3-4	1 2 3	1	14	1 0 1	0	25					
34	Talla,Racine		3-6	1-1	0-2	3 0 3	4	7	1 0 0	0	10					
Team					2 3 5											
Totals			25-69	9-28	24-40	21 24 45	24	83	12 12 2	5	200					

FG % 1st Half: 15-37 40.5% 2nd half: 10-32 31.3% Game: 25-69 36.2% Deadball Rebounds 8,3  
 3FG % 1st Half: 6-18 33.3% 2nd half: 3-10 30.0% Game: 9-28 32.1%  
 FT % 1st Half: 9-18 50.0% 2nd half: 15-22 68.2% Game: 24-40 60.0%

Arkansas 92 • 1-0

#	Player	Total		3-Ptr		Rebounds			PF	TP	A TO Blk Stl					Min
		FG-FGA	FG-FGA	FT-FTA	Off Def Tot	PF	TP	A TO Blk Stl								
13	Thomas, Dustin	f	4-6	0-0	2-3	1 5 6	5	10	0 3 0	0	18					
33	Kingsley, Moses	f	4-9	0-0	1-2	3 6 9	4	9	3 0 7	1	28					
00	Barford, Jaylen	g	4-9	1-1	1-2	1 4 5	3	10	4 2 0	1	27					
03	Hannahs, Dusty	g	7-17	1-6	8-10	1 0 1	1	23	2 1 0	1	30					
04	Macon, Daryl	g	5-11	2-6	1-2	2 5 7	3	13	5 4 0	4	33					
01	Thompson, Trey		2-2	0-0	1-2	0 4 4	3	5	1 0 2	0	13					
02	Bailey, Adrio		0-0	0-0	0-0	0 1 1	1	0	0 1 0	0	3					
05	Cook, Arlando		0-0	0-0	0-0	0 0 0	3	0	0 2 0	0	5					
21	Watkins, Manuale		5-6	0-0	0-0	0 3 3	2	10	2 0 0	0	27					
31	Beard, Anton		4-6	2-3	2-3	0 1 1	4	12	3 0 0	2	16					
Team					2 0 2											
Totals			35-66	6-16	16-24	10 29 39	29	92	20 13 9	9	200					

FG % 1st Half: 18-30 60.0% 2nd half: 17-36 47.2% Game: 35-66 53.0% Deadball Rebounds 2,2  
 3FG % 1st Half: 5-8 62.5% 2nd half: 1-8 12.5% Game: 6-16 37.5%  
 FT % 1st Half: 10-13 76.9% 2nd half: 6-11 54.5% Game: 16-24 66.7%

Officials: Mike Nance, Brian Shey, Rob Rorke  
 Technical fouls: Fort Wayne-None. Arkansas-None.  
 Attendance: 13787  
 Estimated Actual Attendance: 7,504  
 Fouled out: Arkansas #13, Thomas (1:35)

Score by periods	1st	2nd	Total
Fort Wayne	45	38	83
Arkansas	51	41	92

Last FG - FW 2nd-00:33, AR 2nd-01:00.  
 Largest lead - FW by 6 1st-08:06, AR by 15 2nd-02:42.  
 FW led for 07:16. AR led for 31:22. Game was tied for 00:52.

Score tied - 4 times.  
 Lead changed - 4 times.

# GAME 3

## Arkansas vs UT Arlington

Nov. 18, 2016 at 7 p.m. at Fayetteville, Ark. (Bud Walton Arena)

UT Arlington 67 • 1-3

#	Player	Total		3-Ptr		Rebounds			PF	TP	A TO Blk Stl					Min
		FG-FGA	FG-FGA	FT-FTA	Off Def Tot	PF	TP	A TO Blk Stl								
34	Pope,Faith	f	1-5	0-1	3-4	2 3 5	3	5	0 0 1	2	13					
45	Bilbao,Jorge	f	1-4	0-0	2-2	6 3 9	3	4	0 2 0	0	28					
01	Neal,Erick	g	5-10	2-5	3-4	1 2 3	2	15	3 4 0	2	29					
04	Charles,Drew	g	4-6	3-5	0-0	0 1 1	1	11	2 2 0	0	26					
10	Jones,Jalen	g	3-10	3-6	1-2	2 1 3	4	10	2 1 0	0	26					
02	Bryant,DJ		1-2	0-1	0-0	0 0 0	2	2	2 1 0	1	11					
03	Hawkins,Nathan		1-2	0-1	0-0	0 1 1	3	2	0 1 1	0	14					
05	Wilson,Kaelon		3-8	2-5	0-0	0 2 2	1	8	2 3 1	1	22					
13	Kiris,Erkam		0-0	0-0	0-0	0 1 1	0	0	0 0 0	0	2					
20	Harris,Julian		1-3	0-0	0-0	1 1 2	1	2	0 0 0	0	6					
22	Kabadyundi,Link		0-1	0-0	0-0	0 0 0	1	0	0 0 0	0	5					
25	Hervy,Kevin		3-8	2-5	0-0	0 3 3	4	8	1 3 0	0	18					
Team					2 2 4											
Totals			23-59	12-29	9-12	14 20 34	25	67	12 18 3	6	200					

FG % 1st Half: 15-31 48.4% 2nd half: 8-28 28.6% Game: 23-59 39.0% Deadball Rebounds 2,1  
 3FG % 1st Half: 8-15 53.3% 2nd half: 4-14 28.6% Game: 12-29 41.4%  
 FT % 1st Half: 5-6 83.3% 2nd half: 4-6 66.7% Game: 9-12 75.0%

Arkansas 71 • 3-0

#	Player	Total		3-Ptr		Rebounds			PF	TP	A TO Blk Stl					Min
		FG-FGA	FG-FGA	FT-FTA	Off Def Tot	PF	TP	A TO Blk Stl								
13	Thomas, Dustin	f	1-3	0-0	6-8	2 4 6	4	8	2 1 1	2	28					
33	Kingsley, Moses	c	2-5	0-0	1-2	1 2 3	4	5	1 3 4	1	30					
00	Barford, Jaylen	g	6-12	1-2	4-6	3 3 6	1	17	2 6 0	3	31					
03	Hannahs, Dusty	g	2-10	2-7	5-6	1 0 1	1	11	2 0 0	1	27					
04	Macon, Daryl	g	2-6	0-3	3-4	0 2 2	4	7	0 1 0	2	26					
01	Thompson, Trey		1-2	0-0	1-1	3 1 4	2	3	0 2 0	0	7					
05	Cook, Arlando		0-2	0-0	1-2	1 0 1	0	1	0 1 1	1	13					
21	Watkins, Manuale		3-5	0-0	1-1	1 2 3	0	7	1 0 0	1	20					
31	Beard, Anton		4-8	2-3	2-2	1 5 6	2	12	2 0 0	0	18					
Team					1 2 3											
Totals			21-53	5-15	24-32	14 21 35	18	71	10 14 6	11	200					

FG % 1st Half: 9-29 31.0% 2nd half: 12-24 50.0% Game: 21-53 39.6% Deadball Rebounds 5,2  
 3FG % 1st Half: 2-9 22.2% 2nd half: 3-6 50.0% Game: 5-15 33.3%  
 FT % 1st Half: 12-15 80.0% 2nd half: 12-17 70.6% Game: 24-32 75.0%

Officials: Olandis Poole, Rusty Phillips, Garrick Shannon  
 Technical fouls: UT Arlington-None. Arkansas-None.  
 Attendance: 13587  
 Estimated Actual Attendance: 6623

Score by periods	1st	2nd	Total
UT Arlington	43	24	67
Arkansas	32	39	71

Last FG - UTA 2nd-00:41, AR 2nd-00:58.  
 Largest lead - UTA by 17 1st-12:37, AR by 7 2nd-10:36.  
 UTA led for 26:34. AR led for 11:37. Game was tied for 01:49.

Score tied - 3 times.  
 Lead changed - 1 time.

# GAME 2

## Arkansas vs Southern Illinois

Nov. 14, 2016 at 7 p.m. at Fayetteville, Ark. (Bud Walton Arena)

Southern Illinois 65 • 0-2

#	Player	Total		3-Ptr		Rebounds			PF	TP	A TO Blk Stl					Min
		FG-FGA	FG-FGA	FT-FTA	Off Def Tot	PF	TP	A TO Blk Stl								
33	O'Brien,Sean	f	3-8	0-1	0-0	0 2 2	4	6	0 4 0	0	21					
40	Boi,Thik	f	3-9	0-0	3-4	4 8 12	1	9	1 2 1	1	28					
01	Rodriguez,Mike	g	0-7	0-2	4-6	1 1 2	1	4	4 1 0	1	25					
05	Vincent,Leo	g	3-8	2-5	2-2	0 4 4	3	10	1 1 0	0	31					
22	Fletcher,Armon	g	5-7	3-4	0-0	2 3 5	3	13	1 3 0	3	32					
00	Wiley,Jonathan		1-4	0-1	0-0	0 2 2	1	2	0 3 0	0	9					
10	Cook,Aaron		1-2	0-1	4-4	0 0 0	0	6	3 1 0	2	18					
13	Lloyd,Sean		4-9	1-3	1-2	0 1 1	2	10	0 0 0	1	15					
15	Weihert,Austin		1-2	0-1	1-2	0 0 0	1	3	0 2 0	0	11					
24	Stradnieks,Rudy		1-4	0-0	0-0	3 0 3	0	2	0 0 0	1	10					
Team					2 1 3											
Totals			22-60	6-18	15-20	12 22 34	16	65	10 17 1	9	200					

FG % 1st Half: 8-33 24.2% 2nd half: 14-27 51.9% Game: 22-60 36.7% Deadball Rebounds 3  
 3FG % 1st Half: 3-10 30.0% 2nd half: 3-8 37.5% Game: 6-18 33.3%  
 FT % 1st Half: 6-8 75.0% 2nd half: 9-12 75.0% Game: 15-20 75.0%

Arkansas 90 • 2-0

#	Player		Total		3-Ptr		Rebounds			PF	TP						Min
			FG-FGA	FG-FGA	FT-FTA	Off	Def	Tot	A			TO	Blk	Stl			
13	Thomas, Dustin	f	1-3	0-0	0-0	1	0	1	1	2	4	0	0	0	1	18	
33	Kingsley, Moses	f	4-10	0-1	7-7	1	6	7	1	15	0	1	5	1	0	22	
00	Barford, Jaylen	g	4-7	1-2	0-2	0	2	2	2	9	2	2	0	0	0	22	
03	Hannahs, Dusty	g	5-7	5-6	4-4	1	4	5	2	19	1	1	0	0	0	20	
04	Macon, Daryl	g	4-6	4-6	0-0	0	2	2	2	12	5	0	0	1	1	20	
01	Thompson, Trey		1-3	0-0	2-2	1	3	4	3	4	1	1	0	1	0	15	
02	Bailey, Adrio		0-1	0-0	0-2	1	0	1	1	0	0	3	0	0	0	7	
05	Cook, Arlando		4-8	0-0	1-1	0	2	2	0	9	0	1	1	1	1	13	
12	Hazen, Brachen		0-0	0-0	0-0	1	1	2	3	0	0	4	0	0	0	8	
21	Watkins, Manuale		2-5	0-0	0-0	2	1	3	2	4	0	0	0	0	1	21	
23	Jones, CJ		3-5	2-4	3-3	0	2	2	2	11	0	0	0	0	0	17	
31	Beard, Anton		2-6	1-4	0-0	1	0	1	1	5	6	1	0	1	1	17	

GAME

5

Arkansas vs Mount St. Mary's  
Nov. 28, 2016 at 7 p.m. at Fayetteville, Ark. (Bud Walton Arena)

Mount St. Mary's 76 • 1-7

#	Player	Total		3-Ptr		Rebounds			PF	TP	A TO Blk Stl				Min
		FG-FGA	FG-FGA	FT-FTA	FT-FTA	Off	Def	Tot			A	TO	Blk	Stl	
05	Wray,Chris	f	3-5	0-0	1-4	1	3	4	1	7	1	0	0	1	30
01	Salah,Mawdo	c	4-5	0-0	0-0	2	3	5	4	8	1	0	1	0	22
00	Robinson,Junior	g	2-8	2-5	1-2	0	0	0	4	7	3	3	1	0	37
23	Alexander,Greg	g	5-11	2-8	0-0	2	2	4	1	12	0	1	0	1	28
55	Long,Elijah	g	6-17	2-4	10-10	0	7	7	3	24	7	5	0	0	36
04	Nwando,Khalid		0-0	0-0	0-0	0	1	1	0	0	0	0	0	0	4
10	Wilson,Miles		1-1	1-1	0-0	0	1	1	4	3	1	1	0	0	15
11	Miller,Will		3-10	3-10	0-0	0	3	3	2	9	0	0	0	0	16
12	Glover,Charles		2-3	0-1	0-0	0	0	0	0	4	0	0	0	0	6
20	Gurdon,Sean		0-0	0-0	0-0	0	0	0	0	0	1	0	0	0	1
21	Miller,Randy		0-0	0-0	0-0	0	0	0	0	0	1	1	0	1	3
25	Thurstun,Bryce		0-0	0-0	0-0	0	1	1	0	0	0	0	0	0	1
54	Gomes,Ryan		1-1	0-0	0-0	0	0	0	1	2	0	0	0	0	1
Team						2	2	4							
Totals			27-61	10-29	12-16	7	23	30	21	76	15	11	2	3	200
FG % 1st Half:		15-30	50.0%	2nd half:	12-31	38.7%	Game:		27-61	44.3%	Deadball Rebounds				
3FG % 1st Half:		4-11	36.4%	2nd half:	6-18	33.3%	Game:		10-29	34.5%	3,1				
FT % 1st Half:		3-3	100.0	2nd half:	9-13	69.2%	Game:		12-16	75.0%					

Arkansas 89 • 4-1

#	Player	Total		3-Ptr		Rebounds			PF	TP	A TO Blk Stl				Min
		FG-FGA	FG-FGA	FT-FTA	FT-FTA	Off	Def	Tot			A	TO	Blk	Stl	
13	Thomas, Dustin	f	6-7	1-1	0-0	1	4	5	3	13	1	0	0	1	23
33	Kingsley, Moses	f	3-8	0-0	3-6	5	8	13	3	9	4	3	1	0	26
03	Hannahs, Dusty	g	4-14	0-5	4-4	1	1	2	1	12	1	1	0	1	20
21	Watkins, Manuale	g	4-6	0-0	0-0	2	4	6	0	8	4	0	0	2	22
31	Beard, Anton	g	4-8	2-3	1-2	3	1	4	0	11	3	1	0	0	23
00	Barford, Jaylen		5-8	2-4	1-1	0	1	1	2	13	1	0	0	2	23
01	Thompson, Trey		0-1	0-0	0-0	1	4	5	3	0	1	0	0	1	13
02	Bailey, Adrio		0-0	0-0	0-0	0	0	0	0	0	1	0	0	1	4
04	Macon, Daryl		4-7	2-3	5-6	0	0	0	3	15	2	1	0	0	18
05	Cook, Arlando		1-4	0-0	1-2	0	2	2	1	3	1	0	0	0	13
12	Hazen, Brachen		0-0	0-0	0-2	0	0	0	0	0	0	0	0	0	1
23	Jones, CJ		1-4	1-3	2-2	0	1	1	1	5	1	1	0	0	14
Team						1	1	2							
Totals			32-67	8-19	17-25	14	27	41	17	89	20	7	1	8	200
FG % 1st Half:		19-37	51.4%	2nd half:	13-30	43.3%	Game:		32-67	47.8%	Deadball Rebounds				
3FG % 1st Half:		5-9	55.6%	2nd half:	3-10	30.0%	Game:		8-19	42.1%	5,1				
FT % 1st Half:		2-4	50.0%	2nd half:	15-21	71.4%	Game:		17-25	68.0%					

Officials: Mike Nance, Keith Kimble, Todd Austin  
Technical fouls: Mount St. Mary's-None. Arkansas-None.  
Attendance: 13321  
Estimated Actual Attendance: 4,256

Score by periods			1st	2nd	Total	Points	In	Off	2nd	Fast	Bench
Mount St. Mary's			37	39	76						
Arkansas			45	44	89						

Last FG - MOUNT 2nd-00:18, AR 2nd-01:54.  
Largest lead - MOUNT by 4 1st-18:27, AR by 21 2nd-06:41.  
MOUNT led for 03:05, AR led for 35:10. Game was tied for 01:45.

Score tied - 1 time.  
Lead changed - 3 times.

GAME

7

Arkansas vs Austin Peay  
Dec. 3, 2016 at 7 p.m. at Fayetteville, Ark. (Bud Walton Arena)

Austin Peay 62 • 4-4

#	Player	Total		3-Ptr		Rebounds			PF	TP	A TO Blk Stl				Min
		FG-FGA	FG-FGA	FT-FTA	FT-FTA	Off	Def	Tot			A	TO	Blk	Stl	
03	Porter-Bunton,Chris	f	1-5	0-1	2-4	2	1	3	3	4	2	2	0	0	16
42	Jones,Kenny	f	4-10	0-0	0-1	4	1	5	2	8	1	1	0	1	26
02	Savage,Jared	g	2-7	2-5	0-0	2	2	4	2	6	0	0	1	0	38
04	Robinson,Josh	g	3-14	0-5	3-3	0	3	3	1	9	5	4	0	0	38
32	Murry,John	g	9-16	2-3	3-4	3	0	3	0	23	2	3	0	0	33
01	Diop,Assane		4-5	0-0	1-1	1	2	3	2	9	0	1	1	0	18
10	Ivory,Tre'		0-1	0-0	0-0	0	0	0	0	0	0	0	0	0	2
23	Harris,Steve		1-1	0-0	0-0	0	1	1	0	2	0	0	0	0	2
23	Dobbs,Jartavious		0-0	0-0	0-0	1	2	3	0	0	0	0	0	0	2
25	Clayton,Dre'Kalo		0-4	0-1	1-2	0	3	3	1	1	0	1	1	0	18
45	Glotta,Zach		0-2	0-2	0-0	1	0	1	0	0	0	1	0	0	7
Team						1	1	2							
Totals			24-65	4-17	10-15	15	16	31	11	62	10	13	3	1	200
FG % 1st Half:		12-30	40.0%	2nd half:	12-35	34.3%	Game:		24-65	36.9%	Deadball Rebounds				
3FG % 1st Half:		2-8	25.0%	2nd half:	2-9	22.2%	Game:		4-17	23.5%	2,1				
FT % 1st Half:		5-8	62.5%	2nd half:	5-7	71.4%	Game:		10-15	66.7%					

Arkansas 99 • 6-1

#	Player	Total		3-Ptr		Rebounds			PF	TP	A TO Blk Stl				Min
		FG-FGA	FG-FGA	FT-FTA	FT-FTA	Off	Def	Tot			A	TO	Blk	Stl	
13	Thomas, Dustin	f	3-6	0-1	1-2	0	3	3	2	7	4	1	0	0	16
33	Kingsley, Moses	f	4-7	1-1	4-4	3	4	7	3	13	5	4	3	0	22
00	Barford, Jaylen	g	5-10	1-3	1-1	0	6	6	2	12	4	0	1	2	21
04	Macon, Daryl	g	4-7	0-3	0-0	0	4	4	2	8	1	1	0	1	15
21	Watkins, Manuale	g	1-2	0-0	2-2	0	1	1	0	4	3	0	0	1	16
01	Thompson, Trey		2-2	0-0	0-0	2	2	4	0	4	1	0	2	2	13
02	Bailey, Adrio		7-8	0-0	0-0	4	3	7	2	14	2	2	2	1	18
03	Hannahs, Dusty		5-12	3-5	0-0	0	1	1	2	13	0	0	0	0	21
05	Cook, Arlando		2-4	0-0	0-0	3	0	3	1	4	2	0	0	1	15
12	Hazen, Brachen		1-2	0-0	0-0	1	0	1	1	2	0	0	0	0	9
15	Holmes, Jonathan		0-2	0-2	0-0	0	1	1	0	0	0	0	0	0	2
23	Jones, CJ		4-6	3-4	0-0	0	0	0	2	11	2	0	3	0	15
31	Beard, Anton		2-9	1-4	2-2	2	2	4	2	7	4	1	0	0	17
Team						4	1	5							
Totals			40-77	9-23	10-11	19	28	47	19	99	28	9	11	9	200
FG % 1st Half:		17-41	41.5%	2nd half:	23-36	63.9%	Game:		40-77	51.9%	Deadball Rebounds				
3FG % 1st Half:		3-12	25.0%	2nd half:	6-11	54.5%	Game:		9-23	39.1%	2,1				
FT % 1st Half:		4-5	80.0%	2nd half:	6-6	100.0	Game:		10-11	90.9%					

Officials: Anthony Jordan, John Hampton, Rob Rorke  
Technical fouls: Austin Peay-None. Arkansas-None.  
Attendance: 19483  
Estimated Actual Attendance: 10,059

Score by periods			1st	2nd	Total	Points	In	Off	2nd	Fast	Bench
Austin Peay			31	31	62						
Arkansas			41	58	99						

Last FG - APSU 2nd-00:35, AR 2nd-02:00.  
Largest lead - APSU by 2 1st-19:30, AR by 41 2nd-08:38.  
APSU led for 00:35, AR led for 36:58. Game was tied for 02:27.

Score tied - 4 times.  
Lead changed - 3 times.

GAME

6

Arkansas vs Stephen F. Austin  
Dec. 1, 2016 at 8 p.m. at Fayetteville, Ark. (Bud Walton Arena)

Stephen F. Austin 62 • 2-3

#	Player		Total			3-Ptr			Rebounds			PF	TP	A	TO	Blk	Stl	Min
			FG-FGA	FG-FGA	FT-FTA	Off	Def	Tot										
01	Harris, Kevon	f	2-4	0-0	7-10	0	1	1	1	11	2	1	0	1	21			
05	Huntley, Josh	f	0-1	0-0	0-0	0	2	2	0	0	0	0	0	1	10			
22	Holyfield, TJ	f	3-5	0-2	1-3	3	6	9	3	7	3	3	0	1	28			
11	Canete, Ivan	g	3-8	1-4	7-8	1	1	2	4	14	1	5	0	2	27			
12	Cameron, Dallas	g	2-3	2-3	0-0	0	0	0	2	6	3	2	0	0	33			
00	Augustin, Aaron		1-4	0-2	0-0	0	2	2	3	2	1	2	0	0	20			
03	Gilmore III, Leon		4-5	0-0	1-1	0	2	2	3	9	0	3	0	1	19			
10	Traylor, Isaiah		0-5	0-3	5-6	0	3	3	1	5	1	1	2	0	19			
24	Nieminen, Samuli		2-2	0-0	0-0	0	0	0	1	4	1	0	0	0	13			
32	Grujic, Jovan		1-2	0-0	2-2	0	0	0	2	4	0	2	1	0	10			
Team						1	3	4										
Totals			18-39	3-14	23-30	5	20	25	20	62	12	21	3	6	200			
FG % 1st Half: 10-21 47.6%			2nd half: 8-18 44.4%	Game: 18-39 46.2%											Deadball Rebounds 3,1			
3FG % 1st Half: 0-6 0.0%			2nd half: 3-8 37.5%	Game: 3-14 21.4%														
FT % 1st Half: 8-11 72.7%			2nd half: 15-19 78.9%	Game: 13-20 67.7%														

GAME 9

Arkansas vs North Florida  
Dec. 10, 2016 at 4:30 p.m. at Fayetteville, Ark. (Bud Walton Arena)

North Florida 76 • 3-8

#	Player	Total		3-Ptr		Rebounds			PF	TP	A TO Blk Stl					Min
		FG-FGA	FG-FGA	FT-FTA	Off Def Tot	PF	TP	A TO Blk Stl								
02	Aminu, Wajid	f	3-4	2-2	0-4	2 1 3	2 8	2 1 0 1	3	2	2	1	0	1	32	
33	Banks, Romelo	c	2-6	0-0	0-2	1 4 5	4 4	0 2 0 0	0	3	1	0	0	0	31	
11	Sams, Garrett	g	2-8	1-5	5-5	2 1 3	2 10	2 2 0 0	0	23					23	
12	Bodager, Aaron	g	5-10	4-9	0-0	0 5 5	2 14	2 5 0 2	34							
14	Moore, Dallas	g	12-20	4-9	6-6	0 2 2	2 34	3 1 0 1	37							
01	Odum, Karlos		0-0	0-0	1-2	0 0 0	3 1	0 3 0 0	0	18						
05	Fisher, CJ		0-1	0-0	0-0	0 0 0	1 0	0 1 0 0	0	3						
10	Blount, Osborn		0-1	0-1	0-0	0 0 0	0 0	0 1 0 0	0	3						
23	Malonga, Nick		2-5	1-3	0-0	0 3 3	5 5	0 3 0 0	0	16						
50	Haid, Benedikt		0-1	0-1	0-0	0 1 1	0 0	0 0 0 0	0	3						
Team						2 3 5										
Totals			26-56	12-30	12-19	7 20 27	21 76	9 19 0 4	200							

FG % 1st Half: 15-33 45.5% 2nd half: 11-23 47.8% Game: 26-56 46.4% Deadball Rebounds 3.1  
3FG % 1st Half: 7-17 41.2% 2nd half: 5-13 38.5% Game: 12-30 40.0%  
FT % 1st Half: 7-9 77.8% 2nd half: 5-10 50.0% Game: 12-19 63.2%

Arkansas 91 • 8-1

#	Player	Total		3-Ptr		Rebounds			PF	TP	A TO Blk Stl					Min
		FG-FGA	FG-FGA	FT-FTA	Off Def Tot	PF	TP	A TO Blk Stl								
13	Thomas, Dustin	f	2-5	0-0	4-4	2 6 8	1 8	3 1 0 0	0	22						
33	Kingsley, Moses	f	5-7	0-0	3-4	2 8 10	4 13	1 3 1 0	0	26						
00	Barford, Jaylen	g	6-16	1-5	1-4	2 2 4	1 14	3 1 2 3	25							
04	Macon, Daryl	g	3-6	2-5	5-5	0 4 4	2 13	4 3 0 3	23							
21	Watkins, Manuale	g	2-6	0-0	3-4	2 2 4	2 7	4 2 0 3	22							
01	Thompson, Trey		2-2	0-0	2-4	2 0 2	2 6	0 0 0 1	13							
02	Bailey, Adrio		1-1	0-0	1-2	1 0 1	1 3	0 0 0 0	6							
03	Hannahs, Dusty		5-10	2-6	5-5	0 1 1	0 17	3 2 1 0	25							
05	Cook, Arlando		2-4	0-0	0-0	3 1 4	2 4	0 1 0 0	2	12						
12	Hazen, Brachen		0-0	0-0	0-0	0 0 0	0 0	0 0 0 0	1							
23	Jones, CJ		0-1	0-1	0-0	0 1 1	0 0	1 0 0 0	5							
31	Beard, Anton		3-8	0-3	0-0	0 0 0	0 6	2 1 0 1	20							
Team						1 2 3										
Totals			31-66	5-20	24-32	15 27 42	15 91	21 14 4 13	200							

FG % 1st Half: 16-33 48.5% 2nd half: 15-33 45.5% Game: 31-66 47.0% Deadball Rebounds 7  
3FG % 1st Half: 1-8 12.5% 2nd half: 4-12 33.3% Game: 5-20 25.0%  
FT % 1st Half: 11-16 68.8% 2nd half: 13-16 81.3% Game: 24-32 75.0%

Officials: Mike Nance, Todd Austin, Nate Green  
Technical fouls: North Florida-None. Arkansas-None.  
Attendance: 13700  
Estimated Actual Attendance: 7650  
Fouled Out: North Florida, #23, Malonga (8:35 2H)

Score by periods			1st	2nd	Total							
North Florida			44	32	76	Points	In	Off	2nd	Fast		
						Paint	T/O	Chance	Break	Bench		
Arkansas			44	47	91	UNF	20	12	6	2	6	
						AR	38	21	22	10	36	

Last FG - UNF 2nd-03:30, AR 2nd-01:12.  
Largest lead - UNF by 3 2nd-13:44, AR by 16 2nd-01:12.  
UNF led for 06:15. AR led for 29:39. Game was tied for 04:06.

GAME 11

Arkansas vs North Dakota State  
Dec. 20, 2016 at 6 p.m. at Fayetteville, Ark. (Bud Walton Arena)

North Dakota State 55 • 8-5

#	Player	Total		3-Ptr		Rebounds			PF	TP	A TO Blk Stl					Min
		FG-FGA	FG-FGA	FT-FTA	Off Def Tot	PF	TP	A TO Blk Stl								
21	A.J. Jacobson	f	2-7	1-5	1-2	0 4 4	3 6	1 2 0 0	0	28						
42	Dylan Miller	f	1-4	0-0	0-0	0 1 1	2 2	1 0 0 0	0	14						
02	Paul Miller	g	4-10	4-8	5-7	0 7 7	2 17	2 3 2 2	37							
03	Carlin Dupree	g	3-10	0-2	2-2	0 3 3	2 8	2 4 0 1	30							
13	Khy Kabellis	g	0-9	0-6	2-2	0 1 1	1 2	4 2 1 2	32							
11	Jared Samuelson		0-0	0-0	0-0	0 0 0	0 0	1 0 0 0	1							
12	Zach Rammelt		0-0	0-0	0-0	0 0 0	0 0	0 0 0 0	1							
23	Deng Geu		2-5	0-2	0-0	0 2 2	1 4	0 1 0 0	8							
24	Tyson Ward		4-6	2-4	0-2	0 1 1	2 10	0 0 0 1	22							
30	Spencer Eliason		0-0	0-0	0-0	0 0 0	0 0	0 0 0 0	1							
32	Evan Wesenberg		0-0	0-0	0-0	0 0 0	0 0	0 0 0 0	1							
40	Dexter Werner		2-3	0-0	2-6	5 7 12	3 6	1 2 0 1	25							
Team						3 0 3										
Totals			18-54	7-27	12-21	8 26 34	16 55	12 15 3 7	200							

FG % 1st Half: 8-30 26.7% 2nd half: 10-24 41.7% Game: 18-54 33.3% Deadball Rebounds 5  
3FG % 1st Half: 4-16 25.0% 2nd half: 3-11 27.3% Game: 7-27 25.9%  
FT % 1st Half: 1-4 25.0% 2nd half: 11-17 64.7% Game: 12-21 57.1%

Arkansas 71 • 10-1

#	Player	Total		3-Ptr		Rebounds			PF	TP	A TO Blk Stl					Min
		FG-FGA	FG-FGA	FT-FTA	Off Def Tot	PF	TP	A TO Blk Stl								
13	Thomas, Dustin	f	2-6	0-0	2-2	2 0 2	4 6	0 0 0 0	0	13						
33	Kingsley, Moses	f	4-10	0-1	3-3	1 7 8	3 11	0 2 1 0	0	27						
00	Barford, Jaylen	g	2-7	0-2	0-0	1 2 3	2 4	2 3 0 0	22							
04	Macon, Daryl	g	5-12	3-5	2-2	4 2 6	0 15	5 4 0 1	24							
21	Watkins, Manuale	g	1-2	0-0	2-2	0 6 6	1 4	2 1 0 3	25							
01	Thompson, Trey		1-2	0-0	0-0	0 4 4	2 0	2 2 0 0	12							
02	Bailey, Adrio		1-2	0-0	0-1	0 1 1	0 2	0 0 0 1	9							
03	Hannahs, Dusty		4-10	3-7	0-0	0 2 2	1 11	3 2 0 1	19							
05	Cook, Arlando		1-3	0-0	2-2	1 2 3	0 4	1 0 0 0	13							
12	Hazen, Brachen		0-0	0-0	1-2	0 0 0	0 1	0 0 0 0	1							
23	Jones, CJ		0-0	0-0	0-0	0 2 2	0 0	0 0 1 0	11							
31	Beard, Anton		3-7	3-6	2-2	0 1 1	3 11	0 2 0 0	24							
Team						3 0 3										
Totals			24-61	9-21	14-16	12 29 41	18 71	13 16 4 6	200							

FG % 1st Half: 11-30 36.7% 2nd half: 13-31 41.9% Game: 24-61 39.3% Deadball Rebounds 1.3  
3FG % 1st Half: 3-8 37.5% 2nd half: 6-13 46.2% Game: 9-21 42.9%  
FT % 1st Half: 2-3 66.7% 2nd half: 12-13 92.3% Game: 14-16 87.5%

Officials: Anthony Jordan, Tim Gattis, Will Howard  
Technical fouls: North Dakota State-None. Arkansas-None.  
Attendance: 16006  
Estimated Actual Attendance: 8,621

Score by periods	1st	2nd	Total		In	Off	2nd	Fast	
North Dakota State	21	34	55	Points	Paint	T/O	Chance	Break	Bench
Arkansas	27	44	71	NDSU	18	19	5	2	20
				AR	24	15	16	5	31

Last FG - NDSU 2nd-00:32, AR 2nd-00:02.  
Largest lead - NDSU by 1 1st-16:53, AR by 20 2nd-04:11.  
NDSU led for 00:40. AR led for 38:22. Game was tied for 00:57.

GAME 10

Arkansas vs Texas  
Dec. 17, 2016 at 1:35 p.m. at Houston, Texas (Toyota Center)

Arkansas 77 • 9-1

#	Player	Total		3-Ptr		Rebounds			PF	TP	A TO Blk Stl					Min
		FG-FGA	FG-FGA	FT-FTA	Off Def Tot	PF	TP	A TO Blk Stl								
00	Barford, Jaylen	*	4-10	0-3	3-3	0 3 3	4 11	3 2 1 1	26							
04	Macon, Daryl	*	4-12	1-5	14-14	1 3 4	1 23	3 1 0 1	29							
13	Thomas, Dustin	*	0-3	0-0	0-0	2 1 3	4 0	0 0 1 0	21							
21	Watkins, Manuale	*	3-4	0-0	0-0	1 3 4	2 6	0 1 0 1	20							
33	Kingsley, Moses	*	2-8	0-0	3-3	1 9 10	1 7	0 2 5 0	32							
01	Thompson, Trey		1-4	0-0	1-2	2 1 3	2 3	0 0 0 0	8							
03	Hannahs, Dusty		5-11	3-6	2-3	0 0 0	3 15	1 2 0 2	24							
05	Cook, Arlando		1-1	0-0	4-4	0 2 2	4 6	1 0 1 1	17							
31	Beard, Anton		2-9	0-2	2-2	2 3 5	3 6	2 2 0 0	23							
Team						4 3 7										
Totals			22-62	4-16	29-31	13 28 41	24 77	10 10 8 6	200							

FG % 1st Half: 9-34 26.5% 2nd half: 13-28 46.4% Game: 22-62 35.5% Deadball Rebounds 1  
3FG % 1st Half: 1-9 11.1% 2nd half: 3-7 42.9% Game: 4-16 25.0%  
FT % 1st Half: 11-19 91.7% 2nd half: 18-19 94.7% Game: 29-31 93.5%

Texas



# GAME 13

**Arkansas vs No. 25 Florida**  
Dec. 29, 2016 at 8:05 p.m. at Fayetteville, Ark. (Bud Walton Arena)

## Florida 81 • 10-3, 1-0 SEC

#	Player		Total		3-Ptr	Rebounds					PF	TP	A	TO	Blk	Stl	Min
			FG-FGA	FG-FGA		FT-FTA	Off	Def	Tot								
01	Robinson, Devin	f	6-11	0-5	5-7	1	6	7	3	17	0	1	3	1	1	31	
23	Leon, Justin	f	2-5	2-4	0-0	2	2	4	0	6	0	1	1	1	1	25	
13	Hayes, Kevarrus	c	4-5	0-0	2-5	4	2	6	4	10	0	1	1	1	1	22	
00	Hill, Kasey	g	4-12	0-0	2-5	0	2	2	1	10	6	4	0	1	1	33	
05	Allen, KeVaughn	g	7-16	5-9	2-2	0	2	2	1	21	0	0	0	1	1	34	
11	Chiozza, Chris		2-5	1-3	0-0	0	0	0	2	5	4	0	0	0	0	15	
15	Egbunu, John		2-6	0-0	1-2	5	6	11	5	5	1	1	1	1	1	16	
24	Barry, Canyon		1-4	0-3	0-0	0	1	1	1	2	2	0	0	0	0	12	
25	Stone, Keith		2-3	1-2	0-0	0	0	0	0	5	0	0	0	0	0	10	
32	Rimmer, Schuyler		0-0	0-0	0-0	0	0	0	0	0	0	0	0	0	0	2	
Team						4	0	4				1					
Totals			30-67	9-26	12-21	16	21	37	17	81	13	9	6	6	6	200	

FG % 1st Half: 17-41 41.5% 2nd half: 13-26 50.0% Game: 30-67 44.8% Deadball Rebounds 3.3  
3FG % 1st Half: 5-15 33.3% 2nd half: 4-11 36.4% Game: 9-26 34.6%  
FT % 1st Half: 5-9 55.6% 2nd half: 7-12 58.3% Game: 12-21 57.1%

## Arkansas 72 • 11-2, 0-1 SEC

#	Player		Total		3-Ptr	Rebounds					PF	TP	A	TO	Blk	Stl	Min
			FG-FGA	FG-FGA		FT-FTA	Off	Def	Tot								
13	Thomas, Dustin	f	1-4	0-0	0-0	0	2	2	3	2	2	2	0	0	0	12	
33	Kingsley, Moses	f	5-15	0-0	3-6	5	9	14	3	13	1	3	4	0	32		
03	Hannahs, Dusty	g	4-9	2-6	1-1	0	2	2	1	11	0	2	1	1	27		
04	Macon, Daryl	g	7-10	3-5	5-6	0	4	4	2	22	1	1	0	1	33		
21	Watkins, Manuale	g	2-5	0-0	0-0	3	3	6	2	4	2	0	0	0	23		
00	Barford, Jaylen		1-8	0-2	0-0	2	1	3	2	2	2	1	0	0	17		
01	Thompson, Trey		0-0	0-0	0-0	0	1	1	1	0	2	0	0	0	8		
02	Bailey, Adrio		0-0	0-0	0-0	0	1	1	0	0	0	1	0	0	3		
05	Cook, Arlando		2-5	0-0	4-4	0	2	2	3	8	1	1	1	0	21		
31	Beard, Anton		3-5	1-2	3-3	0	0	0	2	10	1	2	0	2	24		
Team						1	1	2									
Totals				25-61	6-15	16-20	11	26	37	19	72	12	13	6	4	200	

FG % 1st Half: 11-29 37.9% 2nd half: 14-32 43.8% Game: 25-61 41.0% Deadball Rebounds 5.1  
3FG % 1st Half: 3-7 42.9% 2nd half: 3-8 37.5% Game: 6-15 40.0%  
FT % 1st Half: 10-11 90.9% 2nd half: 6-9 66.7% Game: 16-20 80.0%

Officials: Antonio Petty, Chuck Jones, Roger Ayers  
Technical fouls: Florida-None. Arkansas-None.  
Attendance: 20355  
Estimated Actual Attendance: 16,035  
Fouled out: Florida #15, Egbunu (2:53)

Score by periods	1st	2nd	Total
Florida	44	37	81
Arkansas	35	37	72

Last FG - UF 2nd-01:10, AR 2nd-00:10.  
Largest lead - UF by 16 2nd-03:12, AR by 3 1st-14:09.  
UF led for 34:13. AR led for 02:32. Game was tied for 03:15.

Points	In Paint	Off T/O	2nd Chance	Fast Break	Bench
UF	34	16	18	10	17
AR	34	19	12	7	20

Score tied - 5 times.  
Lead changed - 5 times.

# GAME 15

**Arkansas at Kentucky**  
Jan. 7, 2017 at 7:30 p.m. at Lexington, Ky. (Rupp Arena)

## Arkansas 71 • 12-3, 1-2

#	Player		Total		3-Ptr	Rebounds			PF	TP	A	TO	Blk	Stl	Min
			FG-FGA	FG-FGA		FT-FTA	Off	Def							
05	Cook, Arlando	f	3-5	0-0	0-0	0	1	1	0	6	0	0	0	1	15
33	Kingsley, Moses	f	4-8	1-1	5-5	1	6	7	4	14	2	2	1	1	33
03	Hannahs, Dusty	g	2-12	0-5	2-2	0	1	1	4	6	2	0	0	0	22
04	Macon, Daryl	g	5-12	3-7	2-2	0	0	0	3	15	1	0	0	0	26
21	Watkins, Manuale	g	4-6	0-0	0-0	1	6	7	3	8	1	0	0	0	32
00	Barford, Jaylen		6-9	0-1	2-3	3	1	4	4	14	0	5	0	0	17
01	Thompson, Trey		0-2	0-0	4-4	1	3	4	4	2	0	2	0	0	20
02	Bailey, Adrio		0-0	0-0	0-0	0	0	0	1	0	1	0	0	1	4
12	Hazen, Brachen		0-0	0-0	0-0	0	0	0	0	0	0	0	0	0	1
13	Thomas, Dustin		0-2	0-0	0-0	1	1	2	4	0	1	0	0	0	7
23	Jones, CJ		0-0	0-0	0-0	0	0	0	0	0	0	0	0	0	1
31	Beard, Anton		1-7	0-2	2-5	0	0	0	4	4	1	0	0	0	22
	Team					2	1	3				1			
Totals			25-63	4-16	17-21	9	20	29	31	71	11	8	3	3	200

FG % 1st Half: 13-32 40.6% 2nd half: 12-31 38.7% Game: 25-63 39.7% Deadball Rebounds 2.1  
3FG % 1st Half: 2-7 28.6% 2nd half: 2-9 22.2% Game: 4-16 25.0%  
FT % 1st Half: 10-12 83.3% 2nd half: 7-9 77.8% Game: 17-21 81.0%

## Kentucky 97 • 13-2, 3-0

#	Player	Total		3-Ptr	Rebounds			PF	TP	A	TO	Blk	Stl	Min	
		FG-FA	FG-FGA		FT-FA	Off	Def								Tot
03	Adebayo, Edrice	f	3-5	0-0	5-10	4	3	7	2	11	1	1	1	1	33
32	Gabriel, Wenyen	f	1-2	0-1	1-2	1	3	4	3	3	0	2	2	0	12
00	Fox, De'Aaron	g	10-16	0-2	7-7	0	6	2	27	6	2	0	1	36	
05	Monk, Malik	g	4-10	0-5	4-6	1	0	1	4	12	3	1	0	1	27
13	Briscoe, Isaiah	g	4-11	0-1	7-9	3	5	8	2	15	1	2	0	0	36
01	Killelea-Jones, Sacha		0-0	0-0	2-2	0	2	2	0	2	1	0	0	0	2
10	David, Jonny		0-0	0-0	0-0	0	0	0	0	0	0	0	0	0	0+
11	Mulder, Mychal		2-3	2-3	0-0	0	1	2	6	0	0	0	0	0	9
14	Wynyard, Tai		0-0	0-0	0-0	0	0	0	0	0	0	0	0	0	2
15	Humphries, Isaac		1-1	0-0	2-4	2	2	4	0	4	0	0	0	0	7
20	Calipari, Brad		0-0	0-0	0-0	0	0	0	0	0	0	0	0	0	2
25	Hawkins, Dominique		1-4	0-2	0-0	0	2	2	2	2	1	1	0	0	15
30	Pulliam, Dillon		0-0	0-0	0-0	0	0	0	0	0	0	0	0	0	0+
35	Willis, Derek		6-8	3-5	0-0	2	3	5	3	15	0	0	2	0	19
	Team					2	2	4							
Totals			32-60	5-19	28-40	15	29	44	20	97	13	9	5	3	200

FG % 1st Half: 15-30 50.0% 2nd half: 17-30 56.7% Game: 32-60 53.3% Deadball Rebounds 4.2  
3FG % 1st Half: 3-10 30.0% 2nd half: 2-9 22.2% Game: 5-19 26.3%  
FT % 1st Half: 8-12 66.7% 2nd half: 20-28 71.4% Game: 28-40 70.0%

Officials: Doug Shows, Terry Wymer, Alfred Smith  
Technical fouls: Arkansas-Barford, Jaylen. Kentucky-Fox, De'Aaron.  
Attendance: 24322

Score by periods	1st	2nd	Total
Arkansas	38	33	71
Kentucky	41	56	97

Last FG - AR 2nd-01:24, UK 2nd-00:53.  
Largest lead - AR by 4 1st-08:04, UK by 26 2nd-00:21.  
AR led for 03:21. UK led for 36:20. Game was tied for 00:19.

Points	In Paint	Off T/O	2nd Chance	Fast Break	Bench
AR	32	11	13	4	22
UK	46	16	21	24	29

Score tied - 2 times.  
Lead changed - 6 times.

# GAME 14

**Arkansas at Tennessee**  
Jan. 3, 2017 at 5:30 p.m. at Knoxville, Tenn. (Thompson-Boling Arena)

## Arkansas 82 • 12-2, 1-1 SEC

#	Player		Total		3-Ptr	Rebounds					PF	TP	A	TO	Blk	Stl	Min
			FG-FTA	FG-FGA	FT-FTA	Off	Def	Tot									
33	Kingsley, Moses	f	3-10	0-0	1-5	0	10	10	1	7	3	1	3	2	31		
5	Cook, Arlando	f	0-2	0-0	1-2	1	2	3	3	1	0	1	0	0	11		
21	Watkins, Manuale	g	4-6	0-0	0-2	1	2	3	1	8	0	1	0	0	21		
3	Hannahs, Dusty	g	5-8	2-4	1-1	0	2	2	3	13	1	0	0	0	27		
4	Macon, Daryl	g	1-6	1-4	12-13	0	2	2	2	15	1	3	0	0	26		
0	Barford, Jaylen		5-8	2-2	2-2	1	3	4	4	14	2	0	0	0	24		
1	Thompson, Trey		1-2	0-1	0-0	0	1	1	3	2	2	1	2	0	9		
13	Thomas, Dustin		2-4	0-0	2-2	0	7	7	5	6	0	1	0	2	26		
31	Beard, Anton		6-8	0-0	4-5	1	2	3	2	16	2	1	0	1	25		
Team						1	0	1									
Totals			27-54	5-11	23-32	5	31	36	24	82	11	9	5	5	200		

FG % 1st Half: 13-28 46.4% 2nd half: 14-26 53.8% Game: 27-54 50.0% Deadball Rebounds 2  
3FG % 1st Half: 2-5 40.0% 2nd half: 3-6 50.0% Game: 5-11 45.5%  
FT % 1st Half: 9-13 69.2% 2nd half: 14-19 73.7% Game: 23-32 71.9%

## Tennessee 78 • 8-6, 1-1 SEC

#	Player	Total		3-Ptr	Rebounds			PF	TP	A	TO	Blk	Stl	Min	
		FG-FTA	FG-FGA		FT-FTA	Off	Def								Tot
1	Alexander, Kyle	f	0-1	0-0	2-2	0	2	2	3	2	0	0	1	0	9
2	Williams, Grant	f	3-5	0-0	9-14	6	5	11	4	15	0	1	2	1	28
1	Turner, Lamonte	g	2-6	1-5	0-2	0	0	0	3	5	2	2	0	0	18
23	Bowden, Jordan	g	0-0	0-0	0-0	0	2	2	0	0	1	1	0	0	5
3	Hubbs III, Robert	g	9-14	0-0	3-4	2	5	7	4	21	2	2	0	2	29
0	Bone, Jordan		3-10	0-2	0-0	0	1	1	3	6	3	1	0	0	20
12	Parker, Kwe		2-7	0-3	0-0	0	0	0	0	4	2	0	0	1	16
15	Mostella, Detrick		5-12	3-7	3-5	0	4	4	3	16	1	0	0	0	23
21	Evans, Lew		0-3	0-1	2-2	0	1	1	1	2	2	0	0	0	17
5	Phillips, Shembari		0-2	0-0	0-0	1	6	7	2	0	2	1	0	0	22
5	Schofield, Admiral		1-4	1-1	4-4	3	3	6	0	7	0	0	0	0	13
	Team					2	0	2							
Totals			25-64	5-19	23-33	14	29	43	23	78	15	8	3	4	200



# GAME 17

## Arkansas vs Missouri Jan. 14, 2017 at 5:01 p.m. at Fayetteville, Ark. (Bud Walton Arena)

### Missouri 73 • 5-11, 0-4 SEC

#	Player	Total		3-Ptr		Rebounds			PF	TP	A	TO	Blk	Stl	Min
		FG-FGA	FG-FGA	FT-FTA	Off	Def	Tot								
21	Barnett, Jordan	f	6-11	2-5	0-1	2	4	6	5	14	2	2	0	4	25
24	Puryear, Kevin	f	3-8	0-1	5-6	1	3	4	1	11	1	0	1	0	31
25	Woods, Russell	f	2-5	0-0	1-4	2	1	3	4	5	0	0	0	1	24
11	Walton, KJ	g	1-4	1-2	3-6	0	4	4	1	6	2	2	0	0	23
15	Geist, Jordan	g	3-6	0-3	7-11	0	3	3	3	13	0	2	0	0	30
01	Phillips, Terrence	g	3-10	3-8	4-4	0	2	2	3	13	4	2	0	2	31
03	Hughes, Frankie	g	2-7	2-6	0-0	0	2	2	0	6	1	4	0	0	17
14	Nikko, Reed	g	1-5	0-0	0-0	5	1	6	2	2	1	0	0	0	11
32	Wolf, Adam	g	0-0	0-0	0-0	0	0	0	0	0	0	0	0	0	0+
33	Vanleer, Cullen	g	1-1	1-1	0-0	1	0	1	1	3	1	1	0	0	8
Team						3	1	4					1		
Totals			22-57	9-26	20-32	14	21	35	20	73	12	14	1	7	200

FG % 1st Half: 10-34 29.4% 2nd half: 12-23 52.2% Game: 22-57 38.6%  
3FG % 1st Half: 5-15 33.3% 2nd half: 4-11 36.4% Game: 9-26 34.6%  
FT % 1st Half: 11-13 84.6% 2nd half: 9-19 47.4% Game: 20-32 62.5%

### Arkansas 92 • 13-4, 2-3 SEC

#	Player		Total		3-Ptr		Rebounds			PF	TP	A	TO	Blk	Stl	Min
			FG-FGA	FG-FGA	FT-FTA	Off	Def	Tot								
13	Thomas, Dustin	f	1-3	0-0	1-2	0	2	2	4	3	0	1	0	0	18	
33	Kingsley, Moses	f	4-9	0-0	2-3	3	5	8	1	10	3	4	3	0	28	
00	Barford, Jaylen	g	6-8	0-2	1-1	0	6	6	4	13	2	0	0	1	20	
04	Macon, Daryl	g	6-11	4-8	1-2	1	3	4	3	17	6	2	0	2	27	
31	Beard, Anton	g	3-5	1-2	4-4	0	2	2	5	11	3	4	0	1	27	
01	Thompson, Trey	g	3-3	0-0	2-2	2	2	4	3	8	0	1	2	0	16	
02	Bailey, Adrio	g	0-1	0-0	0-0	1	0	1	0	0	0	0	0	0	4	
03	Hannahs, Dusty	g	5-11	2-5	4-4	1	2	3	1	16	3	2	0	0	25	
05	Cook, Arlando	g	0-0	0-0	0-0	0	1	1	0	0	0	0	0	0	7	
12	Hazen, Brachen	g	0-0	0-0	0-0	0	1	1	0	0	0	0	0	0	1	
15	Holmes, Jonathan	g	0-0	0-0	0-0	0	0	0	0	0	0	0	0	0	0+	
21	Watkins, Manuale	g	3-6	1-4	1-2	1	1	2	3	8	1	0	0	0	22	
23	Jones, CJ	g	2-2	2-2	0-0	0	1	1	1	6	0	0	0	1	5	
	Team					0	1	1								
Totals			33-59	10-23	16-22	9	27	36	25	92	18	14	5	5	200	

FG % 1st Half: 20-36 55.6% 2nd half: 13-23 56.5% Game: 33-59 55.9%  
3FG % 1st Half: 6-15 40.0% 2nd half: 4-8 50.0% Game: 10-23 43.5%  
FT % 1st Half: 4-6 66.7% 2nd half: 12-16 75.0% Game: 16-22 72.7%

Officials: Joe Lindsay, William Covington, Rob Rorkke  
Technical fouls: Missouri-Geist, Jordan. Arkansas-None.  
Attendance: 15,424  
Estimated Actual Attendance: 11,182  
Fouled Out: Missouri #21 J. Barnett at 4:29 2H  
Arkansas #31 A. Beard at 1:30 2H

Score by periods	1st	2nd	Total
Missouri	36	37	73
Arkansas	50	42	92

Last FG - MU-M 2nd-02:40, AR 2nd-00:35.  
Largest lead - MU-M None, AR by 22 2nd-17:00.  
MU-M led for 00:00. AR led for 37:32. Game was tied for 01:48.

	In Paint	Off T/O	2nd Chance	Fast Break	Bench
Points MU-M	22	14	9	6	24
AR	38	25	15	21	38

Score tied - 0 times.  
Lead changed - 0 times.

# GAME 19

## Arkansas vs LSU Jan. 21, 2017 at 7:30 p.m. at Fayetteville, Ark. (Bud Walton Arena)

### LSU 86 • 9-9, 1-6 SEC

#	Player		Total		3-Ptr		Rebounds			PF	TP	A	TO	Blk	Stl	Min
			FG-FGA	FG-FGA	FT-FTA	Off	Def	Tot								
01	REATH,DUOP	f	7-11	0-0	3-10	5	2	7	4	17	0	3	2	1	34	
21	Epps,Aaron	f	2-8	0-1	0-2	4	1	5	3	4	0	0	0	0	19	
02	BLAKENEY,ANTONIO	g	5-12	2-5	2-3	1	3	4	3	14	1	2	0	1	33	
04	MAYS,SKYLAR	g	6-9	1-2	9-11	0	3	3	3	22	6	2	0	2	32	
11	Patterson,Jalyn	g	2-7	1-5	0-0	0	5	5	1	5	4	1	1	0	26	
00	SAMPSON,BRANDON	g	6-9	3-5	0-2	0	2	2	3	15	1	1	1	0	24	
03	ROBINSON III,ELBERT		0-0	0-0	0-0	0	0	0	1	0	0	2	0	0	4	
05	HAYWARD,KIERAN		0-2	0-2	0-0	0	0	0	3	0	0	0	0	0	6	
10	Jenkins,Brandon		0-0	0-0	0-0	0	0	0	0	0	0	0	0	0	2	
44	Sims,Wayde		4-4	0-0	1-2	0	1	1	3	9	2	1	0	0	20	
Team						1	2	3								
Totals			32-62	7-20	15-30	11	19	30	24	86	14	12	4	4	200	

FG % 1st Half: 12-32 37.5% 2nd half: 20-30 66.7% Game: 32-62 51.6%  
3FG % 1st Half: 2-12 16.7% 2nd half: 5-8 62.5% Game: 7-20 35.0%  
FT % 1st Half: 11-16 68.8% 2nd half: 4-14 28.6% Game: 15-30 50.0%

### Arkansas 99 • 15-4, 4-3 SEC

#	Player		Total		3-Ptr		Rebounds			PF	TP	A	TO	Blk	Stl	Min
			FG-FGA	FG-FGA	FT-FTA	Off	Def	Tot								
05	Cook, Arlando	f	2-3	0-0	4-7	2	4	6	5	8	2	2	0	0	19	
33	Kingsley, Moses	f	10-18	1-1	3-7	3	4	7	2	24	2	3	1	1	29	
00	Barford, Jaylen	g	5-12	0-2	4-7	0	4	4	1	14	3	1	0	0	35	
04	Macon, Daryl	g	4-9	3-7	4-4	3	4	7	3	15	1	2	0	1	31	
31	Beard, Anton	g	5-7	2-2	4-4	0	2	2	4	16	7	0	0	0	34	
01	Thompson, Trey		3-3	0-0	0-0	1	4	5	3	6	3	0	0	1	16	
02	Bailey, Adrio		0-0	0-0	0-0	1	3	4	2	0	1	0	0	0	8	
03	Hannahs, Dusty		3-7	2-3	6-6	2	1	3	1	14	0	4	0	0	17	
13	Thomas, Dustin		1-2	0-0	0-0	2	2	4	4	2	0	1	0	0	6	
21	Watkins, Manuale		0-0	0-0	0-0	0	0	0	0	0	1	0	0	0	2	
23	Jones, CJ		0-1	0-1	0-0	0	0	0	1	0	0	0	0	0	3	
	Team					1	1	2								
Totals			33-62	8-16	25-35	15	29	44	26	99	20	13	1	3	200	

FG % 1st Half: 15-27 55.6% 2nd half: 18-35 51.4% Game: 33-62 53.2%  
3FG % 1st Half: 6-12 50.0% 2nd half: 2-4 50.0% Game: 8-16 50.0%  
FT % 1st Half: 11-11 100.0 2nd half: 14-24 58.3% Game: 25-35 71.4%

Officials: Anthony Jordan, Brian Shey, Garrick Shannon  
Technical fouls: LSU-None. Arkansas-None.  
Attendance: 16,333  
Estimated Actual Attendance: 16,099  
Fouled out: Arkansas #5, Cook (2:30 2H)

Score by periods	1st	2nd	Total
LSU	37	49	86
Arkansas	47	52	99

Last FG - LSU 2nd-03:34, AR 2nd-00:34.  
Largest lead - LSU None, AR by 17 2nd-05:35.  
LSU led for 00:00. AR led for 38:59. Game was tied for 01:01.

	In Paint	Off T/O	2nd Chance	Fast Break	Bench
Points LSU	38	19	10	10	24
AR	38	11	14	10	22

Score tied - 0 times.  
Lead changed - 0 times.

# GAME 18

## Arkansas at Texas A&M Jan. 17, 2017 at 6 p.m. at College Station, Texas (Reed Arena)

### Arkansas 62 • 14-4; 3-3 SEC

#	Player		Total		3-Ptr		Rebounds			PF	TP	A	TO	Blk	Stl	Min
			FG-FGA	FG-FGA	FT-FTA	Off	Def	Tot								
00	Barford, Jaylen	*	2-9	0-2	0-2	0	3	3	3	4	2	1	0	0	23	
04	Macon, Daryl	*	3-10	1-5	9-12	0	4	4	0	16	1	3	1	1	26	
13	Thomas, Dustin	*	2-4	0-0	0-0	0	2	2	3	4	2	1	0	0	19	
31	Beard, Anton	*	1-3	0-1	0-0	1	0	1	1	2	0	2	0	1	21	
33	Kingsley, Moses	*	4-10	1-1	3-4	3	1	4	3	12	0	3	2	0	28	
01	Thompson, Trey		0-0	0-0	0-0	1	2	3	2	0	2	0	2	0	12	
03	Hannahs, Dusty		3-7	2-4	1-2	0	1	1	1	9	1	1	0	1	27	
05	Cook, Arlando		3-4	0-0	0-1	2	5	7	4	6	2	0	1	2	21	
21	Watkins, Manuale		3-5	3-3	0-0	1	5	6	2	9	2	2	0	3	23	
	Team					3	2	5								
Totals			21-52	7-16	13-21	11	25	36	19	62	12	13	6	8	200	

FG % 1st Half: 12-28 42.9% 2nd half: 9-24 37.5% Game: 21-52 40.4%  
3FG % 1st Half: 3-7 42.9% 2nd half: 4-9 44.4% Game: 7-16 43.8%  
FT % 1st Half: 3-4 75.0% 2nd half: 10-17 58.8% Game: 13-21 61.9%

### Texas A&M 60 • 9-8; 1-5 SEC

#	Player	*	Total			3-Ptr		Rebounds			PF	TP	A	TO	Blk	Stl	Min
			FG-FGA	FG-FGA	FT-FTA	Off	Def	Tot									
01	DJ Hogg	*	2-12	1-6	5-6	2	3	5	0	10	3	0	0	0	38		
03	Admon Gilder	*	5-9	4-6	2-2	0	0	0	3	16	3	3	0	2	39		
12	Chris Collins	*	0-2	0-2	0-0	0	2	2	5	0	3	1	0	2	18		
34	Tyler Davis	*	4-5	0-0	6-6	1	6	7	3	14	3	2	0	0	28		
44	Robert Williams	*	4-9	0-1	1-2	3	7	10	3	9	1	3	2	1	28		
05	JC Hampton	*	2-7	1-4	1-1	0	2	2	1	6	1	0	0	2	21		
10	Tonny Trocha-Morelos	*	2-5	0-1	1-2	1	3	4	3	5	0	3	2	1	22		
23	Caleb Miller	*	0-1	0-0	0-0	0	0	0	0	0	0	0	0	0	3		
42	Tavario Smith	*	0-0	0-0	0-0	0	0	0	1	0	0	0	0	0	3		
	Team					0	2	2									
Totals			19-50	6-20	16-19	7	25	32	19	60	14	12	4	8	200		

## GAME 21

Arkansas at Oklahoma State  
Jan. 28, 2017 at 3:05 p.m. at Stillwater, Okla. (Gallagher-Iba Arena)

## Arkansas 71 • 16-5, 5-3 SEC

#	Player	Total		3-Ptr		Rebounds			PF	TP	A TO Blk Stl				Min
		FG-FGA	FG-FGA	FT-FTA	Off Def Tot	PF	TP	A TO Blk Stl							
05	Cook, Arlando	f	0-2	0-0	0-0	1 0 1	1 0	0 2 0 0	7						24
33	Kingsley, Moses	f	3-11	0-1	4-5	2 2 4	2 10	0 0 4 0	27						20
00	Barford, Jaylen	g	8-13	2-3	3-4	1 2 3	3 21	2 2 0 0	28						31
04	Macon, Daryl	g	0-8	0-6	0-0	0 1 1	3 0	1 0 0 0	25						27
31	Beard, Anton	g	3-7	2-3	3-4	0 2 2	3 11	1 2 0 0	28						23
01	Thompson, Trey	g	0-0	0-0	0-0	0 0 0	3 0	1 0 0 0	13						11
02	Bailey, Adrio	g	1-1	0-0	0-0	0 4 4	1 2	1 0 0 0	12						15
03	Hannahs, Dusty	g	4-10	0-3	5-6	1 2 3	3 13	0 3 0 0	24						28
13	Thomas, Dustin	g	3-3	0-0	3-3	3 2 5	2 9	1 2 0 2	17						17
21	Watkins, Manuale	g	2-3	1-2	0-1	0 0 0	4 5	0 0 0 1	17						17
23	Jones, CJ	g	0-0	0-0	0-0	0 0 0	0 0	0 1 0 0	2						2
Team					3 3 6	1									
Totals			24-58	5-18	18-23	11 18 29	26 71	7 12 4 4	200						

FG % 1st Half: 12-30 40.0% 2nd half: 12-28 42.9% Game: 24-58 41.4% Deadball Rebounds 1  
3FG % 1st Half: 3-10 30.0% 2nd half: 2-8 25.0% Game: 5-18 27.8%  
FT % 1st Half: 6-7 85.7% 2nd half: 12-16 75.0% Game: 18-23 78.3%

## Oklahoma State 99 • 13-8, 2-6 Big 12

#	Player	Total		3-Ptr		Rebounds			PF	TP	A TO Blk Stl				Min
		FG-FGA	FG-FGA	FT-FTA	Off Def Tot	PF	TP	A TO Blk Stl							
23	Hammonds, Leyton	f	4-5	2-2	0-0	1 4 5	3 10	1 0 0 1	22						27
30	Carroll, Jeffrey	f	6-15	0-3	8-10	2 5 7	4 20	3 0 0 1	27						14
41	Solomon, Mitchell	c	0-3	0-0	2-2	5 2 7	3 2	0 2 1 0	14						29
01	Evans, Jawun	g	4-8	1-2	7-8	2 5 7	1 16	8 1 0 1	29						32
13	Forté, Phil	g	6-12	4-9	2-2	0 0 0	0 8	6 1 0 1	17						17
00	Averette, Brandon	g	3-6	0-1	2-2	0 2 2	0 8	0 1 0 0	3						15
04	Dziagwa, Thomas	g	0-1	0-1	0-0	0 1 1	0 0	0 0 0 0	13						11
12	McGriff, Cameron	g	1-2	0-0	2-2	2 0 2	1 4	3 1 0 0	13						13
14	N'Guessan, Lucas	g	3-4	0-0	0-2	1 1 2	4 6	1 0 0 0	11						13
21	Waters, Lindy	g	2-3	1-1	0-0	1 2 3	3 5	1 0 0 0	13						21
24	Dillard, Davon	g	4-7	1-1	1-1	2 1 3	1 10	1 1 0 0	1						4
32	Underwood, Tyler	g	0-0	0-0	0-0	0 1 1	0 0	0 0 0 1	1						1
33	Reeves, Trey	g	0-0	0-0	0-0	0 0 0	0 0	0 0 0 0	2						1
34	Lienhard, Will	g	0-0	0-0	0-0	0 0 0	0 0	0 0 0 0	2						1
Team					1 3 4										
Totals			33-66	9-20	24-29	17 27 44	20 99	24 7 1 5	200						

FG % 1st Half: 19-35 54.3% 2nd half: 14-31 45.2% Game: 33-66 50.0% Deadball Rebounds 3  
3FG % 1st Half: 5-10 50.0% 2nd half: 4-10 40.0% Game: 9-20 45.0%  
FT % 1st Half: 16-19 84.2% 2nd half: 8-10 80.0% Game: 24-29 82.8%

Officials: John Higgins, Chris Rastatter, Marques Pettigrew  
Technical fouls: Arkansas-TEAM. Oklahoma State-None.  
Attendance: 13611

Score by periods	1st	2nd	Total
Arkansas	33	38	71
Oklahoma State	59	40	99

Last FG - AR 2nd-04:53, OSU 2nd-00:24.  
Largest lead - AR None, OSU by 30 2nd-17:39.  
AR led for 00:00. OSU led for 39:43. Game was tied for 00:17.

Score tied - 0 times.  
Lead changed - 0 times.

## GAME 23

Arkansas at Missouri  
Feb. 4, 2017 at 5 p.m. at Columbia, Mo. (Mizzou Arena)

## Arkansas 78 • 17-6, 6-4

#	Player	Total		3-Ptr		Rebounds			PF	TP	A TO Blk Stl				Min
		FG-FGA	FG-FGA	FT-FTA	Off Def Tot	PF	TP	A TO Blk Stl							
00	Barford, Jaylen	*	8-16	0-3	7-8	1 1 2	2 23	0 5 0 2	29						29
04	Macon, Daryl	*	4-9	3-6	4-5	0 3 3	5 15	3 4 0 1	29						14
13	Thomas, Dustin	*	1-1	0-0	1-1	1 5 6	2 3	0 2 0 0	26						23
31	Beard, Anton	*	2-2	1-1	0-1	0 0 0	5 5	2 1 0 0	18						18
33	Kingsley, Moses	*	1-3	0-0	2-3	1 1 2	3 4	1 1 1 0	4						25
01	Thompson, Trey	g	1-2	0-0	0-0	2 2 4	1 2	1 2 0 2	10						10
02	Bailey, Adrio	g	0-0	0-0	0-0	0 1 1	1 0	0 0 0 0	10						10
03	Hannahs, Dusty	g	3-8	2-5	4-4	0 0 0	1 12	2 2 0 0	25						25
05	Cook, Arlando	g	2-5	0-0	1-4	4 1 5	1 5	0 0 0 0	10						10
21	Watkins, Manuale	g	4-5	1-1	0-1	1 5 6	3 9	2 0 0 1	22						22
Team					2 2 4										
Totals			26-51	7-16	19-27	12 21 33	24 78	11 17 1 6	200						

FG % 1st Half: 11-22 50.0% 2nd half: 15-29 51.7% Game: 26-51 51.0% Deadball Rebounds 1,1  
3FG % 1st Half: 3-6 50.0% 2nd half: 4-10 40.0% Game: 7-16 43.8%  
FT % 1st Half: 9-14 64.3% 2nd half: 10-13 76.9% Game: 19-27 70.4%

## Missouri 83 • 6-16, 1-9

#	Player	Total		3-Ptr		Rebounds			PF	TP	A TO Blk Stl				Min
		FG-FGA	FG-FGA	FT-FTA	Off Def Tot	PF	TP	A TO Blk Stl							
01	Phillips, Terrence	*	1-5	0-2	5-6	0 2 2	4 7	6 2 0 2	24						24
11	Walton, KJ	*	6-9	1-3	3-5	0 3 3	3 16	0 1 0 2	25						36
24	Puryear, Kevin	*	7-13	1-2	0-0	3 5 8	0 15	0 1 0 0	30						32
25	Woods, Russell	*	1-1	0-0	6-6	0 3 3	3 8	1 2 0 1	18						18
33	Vanleer, Cullen	*	5-9	2-6	0-0	0 0 0	4 12	0 2 1 1	9						9
03	Hughes, Frankie	g	0-0	0-0	0-0	0 1 1	2 0	0 1 0 0	5						5
14	Nikko, Reed	g	1-2	0-0	0-1	0 1 1	2 2	1 0 0 0	21						21
15	Geist, Jordan	g	1-5	0-3	4-5	0 1 1	2 6	5 1 0 1	18						18
21	Barnett, Jordan	g	5-9	2-5	5-6	1 3 4	3 17	0 0 0 1	21						21
Team					2 1 3										
Totals			27-53	6-21	23-29	6 20 26	23 83	13 10 1 8	200						

FG % 1st Half: 16-26 61.5% 2nd half: 11-27 40.7% Game: 27-53 50.9% Deadball Rebounds 4  
3FG % 1st Half: 4-10 40.0% 2nd half: 2-11 18.2% Game: 6-21 28.6%  
FT % 1st Half: 11-14 78.6% 2nd half: 12-15 80.0% Game: 23-29 79.3%

Officials: Pat Adams, Glenn Tuit, Rusty Phillips  
Technical fouls: Arkansas-Kingsley, Moses. Missouri-None.  
Attendance: 11434  
Estimated Actual Attendance: 8,211  
#RallyForRhyann

Score by periods	1st	2nd	Total
Arkansas	34	44	78
Missouri	47	36	83

Last FG - AR 2nd-00:15, MU-M 2nd-02:16.  
Largest lead - AR by 3 1st-19:56, MU-M by 15 1st-05:58.  
AR led for 02:04. MU-M led for 36:52. Game was tied for 01:04.

Score tied - 2 times.  
Lead changed - 1 time.

## GAME 22

Arkansas vs Alabama  
Feb. 1, 2017 at 6 p.m. at Fayetteville, Ark. (Bud Walton Arena)

## Alabama 68 • 13-8, 6-3 SEC

#	Player	Total		3-Ptr		Rebounds			PF	TP	A TO Blk Stl				Min
		FG-FGA	FG-FGA	FT-FTA	Off Def Tot	PF	TP	A TO Blk Stl							
01	Norris, Riley	f	3-5	2-4	0-0	1 2 3	2 8	0 2 0 2	24						20
21	Olaniyan, Bola	f	2-3	0-0	1-1	3 6 9	3 5	0 3 0 0	20						20
25	Key, Braxton	f	2-8	2-4	6-8	1 3 4	4 12	2 4 0 2	31						27
35	Hall, Donta	f	3-6	0-0	0-1	3 3 6	3 6	2 0 0 0	23						23
12	Ingram, Dazon	g	5-7	1-1	3-4	0 3 3	3 14	1 3 0 0	23						3
02	Schaffer, Lawson	g	0-1	0-1	2-2	0 1 1	0 2	2 0 0 0	23						19
03	Collins, Corban	g	1-4	0-3	0-1	1 2 3	3 2	4 3 0 0	14						14
05	Johnson Jr, Avery	g	1-8	1-2	0-0	0 1 1	2 3	1 1 0 0	19						14
10	Taylor, Jimmie	g	2-4	0-0	2-2	0 0 0	2 6	1 0 0 0	14						16
22	Davis, Ar'Mond	g	2-7	0-3	6-6	0 3 3	0 10	0 1 2 0	1						1
Team					2 1 3										
Totals			21-53	6-18	20-25	11 25 36	22 68	13 18 2 4	200						

FG % 1st Half: 10-25 40.0% 2nd half: 11-28 39.3% Game: 21-53 39.6% Deadball Rebounds 2  
3FG % 1st Half: 3-8 37.5% 2nd half: 3-10 30.0% Game: 6-18 33.3%  
FT % 1st Half: 4-5 80.0% 2nd half: 16-20 80.0% Game: 20-25 80.0%

## Arkansas 87 • 17-5, 6-3 SEC

#	Player		Total		3-Ptr		Rebounds			PF	TP	A TO Blk Stl				Min
			FG-FGA	FG-FGA	FT-FTA	Off	Def	Tot	A			TO	Blk	Stl		
05	Cook, Arlando	f	1-1	0-0	0-0	1	0	1	3	2	0	2	0	0	11	
33	Kingsley, Moses	f	2-4	0-0	11-12	1	5	6	3	15	1	2	2	2	27	
00	Barford, Jaylen	g	6-12	0-3	1-3	2	3	5	0	13	4	1	0	1	27	
04	Macon, Daryl	g	4-8	3-4	1-1	0	1	1	2	12	4	1	0	0	27	
31	Beard, Anton	g	2-8	1-4	0-0	1	3	4	1	5	2	3	0	0	27	
01	Thompson, Trey		0-0	0-0	0-0	1	1	2	2	0	3	0	1	1	11	
02	Bailey, Adrio		3-3	0-0	1-3	1	2	3	3	7	0	0	1	1	11	
03	Hannahs, Dusty		7-9	5-6	0-0	0	0	0	3	19	1	2	0	0	17	
12	Hazen, Brachen		0-1	0-0	0-0	0	0	0	0	0	0	0	0	0	3	
13	Thomas, Dustin		1-4	0-0	0-2	2	3	5	5	2	1	0	0	2	13	
15	Holmes, Jonathan		0-1	0-1	0-0	0	0	0	1	0	0	0	0	0	1	
21	Watkins, Manuale		2-5	2-4	4-8	1	3	4	0	10	2	0	0	3	21	
23	Jones, CJ		1-3	0-1	0-0	0	0	0	0	2	0	0	0	0	4	
	Team					1	0	1								
Totals			29-59	11-23	18-29	11	21	32	23	87	18	11	4	11	200	

Arkansas 78 • 18-7 (7-5 SEC)

#	Player		Total		3-Ptr		Rebounds			PF	TP	A				Min
			FG-FGA	FG-FGA	FT-FTA	Off	Def	Total	TO			Blk	Stl			
02	Bailey, Adrio	f	1-2	0-0	0-2	0	0	0	0	2	0	0	1	0	9	
33	Kingsley, Moses	f	2-4	0-0	5-6	0	5	5	2	9	2	2	5	0	29	
00	Barford, Jaylen	g	2-9	1-6	3-4	0	6	6	3	8	4	1	0	1	30	
03	Hannahs, Dusty	g	6-14	5-10	0-0	0	2	2	2	17	0	2	0	1	24	
31	Beard, Anton	g	2-3	1-1	6-6	0	1	1	2	11	4	3	0	2	24	
01	Thompson, Trey		0-0	0-0	0-0	0	0	0	3	0	1	0	0	1	11	
04	Macon, Daryl		5-11	2-7	5-7	0	0	0	0	17	0	2	0	0	28	
05	Cook, Arlando		0-2	0-0	0-0	0	2	2	1	0	0	0	1	0	5	
13	Thomas, Dustin		4-6	0-1	1-2	2	7	9	3	9	1	1	0	3	26	
21	Watkins, Manuale		2-2	1-1	0-0	0	3	3	3	5	2	1	0	2	14	
	Team					1	1	2								
Totals			24-53	10-26	20-27	3	27	30	19	78	14	12	7	10	200	

FG % 1st Half: 10-27 37.0% 2nd half: 14-26 53.8% Game: 24-53 45.3% Deadball Rebounds 1,1  
3FG % 1st Half: 3-9 33.3% 2nd half: 7-17 41.2% Game: 10-26 38.5%  
FT % 1st Half: 8-11 72.7% 2nd half: 12-16 75.0% Game: 20-27 74.1%

LSU 70 • 9-15 (1-11 SEC)

#	Player		Total		3-Ptr	Rebounds			PF	TP	A TO Blk Stl				Min
			FG-FGA	FG-FGA	FT-FTA	Off	Def	Tot							
01	REATH, Duop	f	7-16	0-0	0-0	6	9	15	4	14	0	1	1	0	34
44	Sims,Wayde	f	2-8	0-1	4-4	3	2	5	1	8	0	1	0	2	26
00	SAMPSON, Brandon	g	4-13	1-4	3-5	2	3	5	3	12	2	4	0	0	27
02	BLAKENEY, Antonio	g	8-16	1-4	4-6	1	11	12	1	21	1	6	0	1	32
04	MAYS, Skylar	g	1-2	0-0	2-3	1	3	4	2	4	5	2	0	2	20
05	HAYWARD, Kieran		0-1	0-1	0-0	0	1	1	1	0	1	1	0	0	6
10	Jenkins,Brandon		0-2	0-1	1-2	1	0	1	2	1	0	0	0	0	8
11	Patterson,Jalyn		2-4	2-4	0-0	0	1	1	3	6	2	1	0	0	26
20	Bridgewater,Brian		0-1	0-0	0-0	0	0	0	0	0	1	0	0	1	4
21	Epps,Aaron		2-4	0-0	0-1	2	1	3	1	4	0	0	0	0	17
	Team					2	1	3							
Totals			26-67	4-15	14-21	18	32	50	18	70	12	16	1	6	200

FG % 1st Half: 14-34 41.2% 2nd half: 12-33 36.4% Game: 26-67 38.8% Deadball Rebounds 2  
3FG % 1st Half: 1-7 14.3% 2nd half: 3-8 37.5% Game: 4-15 26.7%  
FT % 1st Half: 11-15 73.3% 2nd half: 3-6 50.0% Game: 14-21 66.7%

Officials: Pat Adams, Brian Shey, Bart Lenox  
Technical fouls: Arkansas-None. LSU-None.  
Attendance: 7132

Score by periods	1st	2nd	Total
Arkansas	31	47	78
LSU	40	30	70

Last FG - AR 2nd-03:45, LSU 2nd-01:46.  
Largest lead - AR by 12 2nd-03:35, LSU by 14 1st-04:13.  
AR led for 15:47, LSU led for 20:25. Game was tied for 03:47.

Points	In Paint	Off T/O	2nd Chance	Fast Break	Bench
AR	20	25	5	2	31
LSU	40	20	21	8	11

Score tied - 4 times.  
Lead changed - 4 times.

Arkansas 83 • 19-7, 8-5 SEC

#	Player		Total		3-Ptr	Rebounds			PF	TP	A TO Blk Stl				Min
			FG-FGA	FG-FGA	FT-FTA	Off	Def	Tot							
02	Bailey, Adrio	f	0-1	0-0	0-0	0	0	0	0	0	0	0	0	1	6
33	Kingsley, Moses	f	5-9	0-0	6-7	2	5	7	1	16	1	0	4	0	29
00	Barford, Jaylen	g	9-17	2-4	3-3	2	3	5	4	23	1	6	0	0	32
03	Hannahs, Dusty	g	8-14	4-7	0-0	0	2	2	2	20	1	2	0	0	34
21	Watkins, Manuale	g	3-4	0-0	0-0	2	2	4	3	6	3	1	1	0	27
01	Thompson, Trey		1-1	0-0	1-2	1	2	3	1	3	3	1	0	2	18
04	Macon, Daryl		3-6	1-2	6-6	0	1	1	1	13	1	0	0	2	21
05	Cook, Arlando		0-0	0-0	0-0	0	0	0	2	0	0	0	0	0	2
13	Thomas, Dustin		1-4	0-1	0-0	1	3	4	5	2	2	2	1	1	26
31	Beard, Anton		0-0	0-0	0-0	1	0	1	0	0	0	1	0	0	5
	Team					1	4	5							
Totals			30-56	7-14	16-18	10	22	32	19	83	12	13	6	6	200

FG % 1st Half: 15-27 55.6% 2nd half: 15-29 51.7% Game: 30-56 53.6% Deadball Rebounds 1,1  
3FG % 1st Half: 5-7 71.4% 2nd half: 2-7 28.6% Game: 7-14 50.0%  
FT % 1st Half: 4-4 100.0 2nd half: 12-14 85.7% Game: 16-18 88.9%

South Carolina 76 • 20-6, 10-3 SEC

#	Player	Total		3-FTA	Rebounds			PF	TP	A TO Blk Stl				Min	
		FG-FGA	FG-FGA		Off	Def	Tot								
21	KOTSAR, Maik	f	1-2	0-0	0-0	3	3	6	3	2	2	1	0	32	
30	SILVA, Chris	f	6-9	0-0	4-6	3	5	8	5	16	0	2	0	18	
00	THORNWELL, Sindarius	g	10-19	2-4	5-5	4	0	4	0	27	3	1	2	35	
10	NOTICE, Duane	g	5-10	1-5	3-4	1	2	3	2	14	2	1	0	35	
15	DOZIER, PJ	g	4-12	1-5	0-0	0	3	3	4	9	6	4	0	24	
02	GRAVETT, Hassani		0-3	0-2	0-0	0	1	1	1	0	2	0	0	14	
04	FELDER, Rakym		1-4	1-3	2-2	0	1	1	2	5	0	2	0	1	14
05	BLANTON, TeMarcus		0-1	0-0	0-0	0	0	0	0	0	0	0	0	6	
12	GUEYE, Khadim		0-1	0-0	0-0	1	0	1	1	0	0	0	0	7	
20	MCKIE, Justin		1-4	1-3	0-0	0	0	0	0	3	0	0	0	0	13
24	KEITA, Sedee		0-0	0-0	0-0	0	0	0	0	0	0	1	0	0	2
Team						2	0	2							

FG % 1st Half: 13-35 37.1% 2nd half: 15-30 50.0% Game: 28-65 43.1% Deadball Rebounds 3,2  
3FG % 1st Half: 2-11 18.2% 2nd half: 4-11 36.4% Game: 6-22 27.3%  
FT % 1st Half: 4-6 66.7% 2nd half: 10-11 90.9% Game: 14-17 82.4%

Officials: Karl Hess, Sean Casey, Dough Sirmons  
Technical fouls: Arkansas-None. South Carolina-None.  
Attendance: 13001

Score by periods	1st	2nd	Total
Arkansas	39	44	83
South Carolina	32	44	76

Points	In Paint	Off T/O	2nd Chance	Fast Break	Bench
AR	34	13	8	6	18
SC	44	16	13	13	8

Last FG - AR 2nd-00:29, SC 2nd-01:03.  
Largest lead - AR by 12 2nd-18:52, SC by 14 1st-14:18.  
AR led for 29:04, SC led for 09:42. Game was tied for 01:14.

Score tied - 2 times.  
Lead changed - 5 times.

# BUD WALTON ARENA-ONLY STATISTICS »

RECORD:	OVERALL	HOME	AWAY	NEUTRAL
ALL GAMES	12-3	12-3	0-0	0-0
CONFERENCE	3-3	3-3	0-0	0-0
NON-CONFERENCE	9-0	9-0	0-0	0-0

#	Player	gp-gs	min	avg	Total		3-Point		F-Throw		Rebounds				pf	dq	a	to	blk	stl	pts	avg
					fg-fga	fg%	3fg-fga	3fg%	ft-fa	ft%	off	def	tot	avg								
03	Hannahs, Dusty	15-7	351	23.4	78-168	.464	35-82	.427	48-52	.923	13	17	30	2.0	22	0	22	23	2	8	239	15.9
33	Kingsley, Moses	15-15	416	27.7	67-135	.496	4-8	.500	55-76	.724	38	79	117	7.8	43	1	26	36	37	14	193	12.9
04	Macon, Daryl	15-12	380	25.3	61-126	.484	32-72	.444	32-38	.842	11	34	45	3.0	33	0	44	26	1	20	186	12.4
00	Barford, Jaylen	15-12	350	23.3	59-135	.437	8-37	.216	20-35	.571	14	43	57	3.8	28	0	38	25	3	18	146	9.7
31	Beard, Anton	15-6	348	23.2	44-105	.419	18-48	.375	29-34	.853	11	21	32	2.1	33	1	39	18	0	18	135	9.0
13	Thomas, Dustin	15-12	262	17.5	35-70	.500	1-2	.500	24-37	.649	21	37	58	3.9	43	2	21	14	2	8	95	6.3
21	Watkins, Manuale	15-8	312	20.8	35-69	.507	3-9	.333	15-21	.714	15	41	56	3.7	16	0	35	5	0	19	88	5.9
23	Jones, CJ	11-0	97	8.8	14-30	.467	11-21	.524	5-5	1.000	0	10	10	0.9	9	0	6	2	5	1	44	4.0
05	Cook, Arlando	15-3	175	11.7	17-40	.425	0-0	.000	14-20	.700	14	17	31	2.1	20	1	8	11	3	5	48	3.2
01	Thompson, Trey	15-0	172	11.5	17-23	.739	0-0	.000	8-13	.615	13	30	43	2.9	36	0	17	6	11	7	42	2.8
02	Bailey, Adrio	14-0	108	7.7	15-22	.682	0-0	.000	3-10	.300	12	14	26	1.9	17	0	5	9	5	5	33	2.4
12	Hazen, Brachen	8-0	26	3.3	1-3	.333	0-0	.000	1-4	.250	2	3	5	0.6	4	0	0	4	0	0	3	0.4
15	Holmes, Jonathan	3-0	3	1.0	0-3	.000	0-3	.000	0-0	.000	0	1	1	0.3	1	0	0	0	0	0	0	0.0
Team											25	19	44									
Total.....		15	3000		443-929	.477	112-282	.397	254-345	.736	189	366	555	37.0	305	5	261	179	69	123	1252	83.5
Opponents.....		15	3000		364-865	.421	126-353	.357	228-348	.655	181	327	508	33.9	285	-	177	220	38	76	1082	72.1

TEAM STATISTICS	AR	OPP	Date	Opponent	Score	Att.
SCORING	1252	1082	11/11/16	FORT WAYNE	w 92-83	13787
Points per game	83.5	72.1	11/14/16	SOUTHERN ILLINOIS	w 90-65	13308
Scoring margin	+11.3	-	11/18/16	UT ARLINGTON	w 71-67	13587
FIELD GOALS-ATT	443-929	364-865	11/28/16	MOUNT ST. MARY'S	w 89-76	13321
Field goal pct	.477	.421	12/01/16	STEPHEN F. AUSTIN	w 78-62	13358
3 POINT FG-ATT	112-282	126-353	12/03/16	AUSTIN PEAY	w 99-62	19483
3-point FG pct	.397	.357	12/06/16	HOUSTON	w 84-72	13455
3-pt FG made per game	7.5	8.4	12/10/16	NORTH FLORIDA	w 91-76	13700
FREE THROWS-ATT	254-345	228-348	12/20/16	NORTH DAKOTA STATE	w 71-55	16006
Free throw pct	.736	.655	* 12/29/16	FLORIDA	L 72-81	20355
F-Throws made per game	16.9	15.2	* 01/10/17	MISSISSIPPI STATE	L 78-84	15111
REBOUNDS	555	508	* 01/14/17	MISSOURI	w 92-73	15424
Rebounds per game	37.0	33.9	* 01/21/17	LSU	w 99-86	16333
Rebounding margin	+3.1	-	* 02/01/17	ALABAMA	w 87-68	14004
ASSISTS	261	177	* 02/07/17	VANDERBILT	L 59-72	13494
Assists per game	17.4	11.8				
TURNOVERS	179	220				
Turnovers per game	11.9	14.7				
Turnover margin	+2.7	-				
Assist/turnover ratio	1.5	0.8				
STEALS	123	76				
Steals per game	8.2	5.1				
BLOCKS	69	38				
Blocks per game	4.6	2.5				
ATTENDANCE	224726	0				
Home games-Avg/Game	15-14982	0-0				
Neutral site-Avg/Game	-	0-0				

\* - Conference game

Score by Periods	1st	2nd	Totals
Arkansas	583	669	1252
Opponents	532	550	1082

<b>RECORD:</b>	<b>OVERALL</b>	<b>HOME</b>	<b>AWAY</b>	<b>NEUTRAL</b>
ALL GAMES	19-7	12-3	5-4	2-0
CONFERENCE	8-5	3-3	5-2	0-0
NON-CONFERENCE	11-2	9-0	0-2	2-0

#	Player	gp-gs	min	avg	Total		3-Point		F-Throw		Rebounds				pf	dq	a	to	blk	stl	pts	avg
					fg-fga	fg%	3fg-fga	3fg%	ft-fa	ft%	off	def	tot	avg								
03	Hannahs, Dusty	26-13	634	24.4	128-284	.451	55-139	.396	76-86	.884	16	31	47	1.8	46	0	33	42	2	12	387	14.9
04	Macon, Daryl	26-21	671	25.8	98-228	.430	47-127	.370	98-111	.883	14	56	70	2.7	52	1	58	48	2	29	341	13.1
33	Kingsley, Moses	26-26	728	28.0	103-222	.464	6-12	.500	97-131	.740	54	140	194	7.5	69	2	38	53	70	19	309	11.9
00	Barford, Jaylen	26-20	633	24.3	117-257	.455	19-69	.275	49-71	.690	26	70	96	3.7	61	0	56	50	4	25	302	11.6
31	Beard, Anton	26-11	583	22.4	71-164	.433	26-66	.394	53-70	.757	24	32	56	2.2	57	2	54	32	0	25	221	8.5
21	Watkins, Manuale	26-13	547	21.0	64-114	.561	9-17	.529	15-26	.577	25	72	97	3.7	46	0	48	14	1	33	152	5.8
13	Thomas, Dustin	26-17	463	17.8	51-107	.477	1-4	.250	38-55	.691	34	74	108	4.2	79	4	29	24	5	17	141	5.4
23	Jones, CJ	15-0	118	7.9	17-35	.486	12-23	.522	5-7	.714	0	11	11	0.7	11	0	6	4	5	1	51	3.4
05	Cook, Arlando	26-7	304	11.7	31-72	.431	0-0	.000	20-31	.645	25	37	62	2.4	45	1	11	18	10	10	82	3.2
01	Thompson, Trey	26-0	318	12.2	21-34	.618	0-1	.000	14-21	.667	22	50	72	2.8	58	0	34	13	19	14	56	2.2
02	Bailey, Adrio	21-2	159	7.6	18-29	.621	0-0	.000	5-16	.313	12	22	34	1.6	22	0	7	10	7	9	41	2.0
12	Hazen, Brachen	11-0	37	3.4	1-5	.200	0-1	.000	1-4	.250	2	8	10	0.9	5	0	1	4	0	0	3	0.3
15	Holmes, Jonathan	4-0	5	1.3	0-3	.000	0-3	.000	0-0	.000	0	1	1	0.3	1	0	0	0	0	0	0	0.0
Team											47	37	84		1			2				
Total.....		26	5200		720-1554	.463	175-462	.379	471-629	.749	301	641	942	36.2	553	10	375	314	125	194	2086	80.2
Opponents.....		26	5200		651-1530	.425	193-570	.339	435-632	.688	321	602	923	35.5	514	-	339	346	78	133	1930	74.2

TEAM STATISTICS	AR	OPP	Date	Opponent		Score	Att.
SCORING	2086	1930	11/11/16	FORT WAYNE	w	92-83	13787
Points per game	80.2	74.2	11/14/16	SOUTHERN ILLINOIS	w	90-65	13308
Scoring margin	+6.0	-	11/18/16	UT ARLINGTON	w	71-67	13587
FIELD GOALS-ATT	720-1554	651-1530	11/22/16	at Minnesota	L	71-85	8997
Field goal pct	.463	.425	11/28/16	MOUNT ST. MARY'S	w	89-76	13321
3 POINT FG-ATT	175-462	193-570	12/01/16	STEPHEN F. AUSTIN	w	78-62	13358
3-point FG pct	.379	.339	12/03/16	AUSTIN PEAY	w	99-62	19483
3-pt FG made per game	6.7	7.4	12/06/16	HOUSTON	w	84-72	13455
FREE THROWS-ATT	471-629	435-632	12/10/16	NORTH FLORIDA	w	91-76	13700
Free throw pct	.749	.688	12/17/16	vs Texas	w	77-74	8777
F-Throws made per game	18.1	16.7	12/20/16	NORTH DAKOTA STATE	w	71-55	16006
REBOUNDS	942	923	12/22/16	vs Sam Houston State	w	90-56	12153
Rebounds per game	36.2	35.5	* 12/29/16	FLORIDA	L	72-81	20355
Rebounding margin	+0.7	-	* 01/03/17	at Tennessee	w	82-78	13002
ASSISTS	375	339	* 01/07/17	at Kentucky	L	71-97	24322
Assists per game	14.4	13.0	* 01/10/17	MISSISSIPPI STATE	L	78-84	15111
TURNOVERS	314	346	* 01/14/17	MISSOURI	w	92-73	15424
Turnovers per game	12.1	13.3	* 01/17/17	at Texas A&M	w	62-60	9474
Turnover margin	+1.2	-	* 01/21/17	LSU	w	99-86	16333
Assist/turnover ratio	1.2	1.0	* 01/24/17	at Vanderbilt	w	71-70	9408
STEALS	194	133	01/28/17	at Oklahoma State	L	71-99	13611
Steals per game	7.5	5.1	* 02/01/17	ALABAMA	w	87-68	14004
BLOCKS	125	78	* 02/04/17	at Missouri	L	78-83	11434
Blocks per game	4.8	3.0	* 02/07/17	VANDERBILT	L	59-72	13494
ATTENDANCE	224726	131311	* 02/11/17	at LSU	w	78-70	7132
Home games-Avg/Game	15-14982	9-12265	* 2/15/17	at South Carolina	w	83-76	13001
Neutral site-Avg/Game	-	2-10465					

\* - Conference game

Score by Periods	1st	2nd	Totals
Arkansas	951	1135	2086
Opponents	958	972	1930















RECORD:	OVERALL	HOME	AWAY	NEUTRAL
ALL GAMES	8-5	3-3	5-2	0-0
CONFERENCE	8-5	3-3	5-2	0-0
NON-CONFERENCE	0-0	0-0	0-0	0-0

##	Player	gp-gs	min	avg	Total		3-Point		F-Throw		Rebounds				pf	dq	a	to	blk	stl	pts	avg
					fg-fga	fg%	3fg-fga	3fg%	ft-fga	ft%	off	def	tot	avg								
03	Hannahs, Dusty	13-6	331	25.5	67-144	.465	32-74	.432	29-33	.879	8	16	24	1.8	26	0	16	21	1	5	195	15.0
04	Macon, Daryl	13-10	357	27.5	49-116	.422	27-68	.397	57-66	.864	5	26	31	2.4	26	1	22	23	1	9	182	14.0
33	Kingsley, Moses	13-13	382	29.4	54-116	.466	5-8	.625	51-73	.699	25	66	91	7.0	34	1	19	28	31	12	164	12.6
00	Barford, Jaylen	13-10	331	25.5	62-136	.456	9-36	.250	25-36	.694	16	38	54	4.2	33	0	28	25	0	10	158	12.2
31	Beard, Anton	13-8	312	24.0	33-73	.452	11-27	.407	25-34	.735	6	13	19	1.5	32	2	24	18	0	13	102	7.8
21	Watkins, Manuale	13-5	271	20.8	32-55	.582	8-15	.533	5-13	.385	13	34	47	3.6	25	0	21	7	1	12	77	5.9
13	Thomas, Dustin	13-5	214	16.5	19-42	.452	0-2	.000	9-17	.529	13	40	53	4.1	42	3	9	12	2	10	47	3.6
05	Cook, Arlando	13-6	148	11.4	15-35	.429	0-0	.000	11-20	.550	14	22	36	2.8	26	1	6	7	3	3	41	3.2
01	Thompson, Trey	13-0	165	12.7	9-14	.643	0-1	.000	7-10	.700	10	21	31	2.4	28	0	22	5	9	8	25	1.9
23	Jones, CJ	5-0	18	3.6	3-7	.429	2-5	.400	0-0	.000	0	1	1	0.2	2	0	0	0	0	1	8	1.6
02	Bailey, Adrio	10-2	65	6.5	6-11	.545	0-0	.000	1-5	.200	5	9	14	1.4	9	0	2	1	4	4	13	1.3
12	Hazen, Brachen	3-0	5	1.7	0-1	.000	0-0	.000	0-0	.000	0	1	1	0.3	0	0	0	0	0	0	0	0.0
15	Holmes, Jonathan	2-0	1	0.5	0-1	.000	0-1	.000	0-0	.000	0	0	0	0.0	1	0	0	0	0	0	0	0.0
Team											15	17	32					1				
Total.....		13	2600		349-751	.465	94-237	.397	220-307	.717	130	304	434	33.4	284	8	169	148	52	87	1012	77.8
Opponents.....		13	2600		331-746	.444	96-281	.342	240-343	.700	158	314	472	36.3	249	-	171	167	39	66	998	76.8

TEAM STATISTICS	AR	OPP	Date	Opponent	Score	Att.
SCORING	1012	998	* 12/29/16	FLORIDA	L 72-81	20355
Points per game	77.8	76.8	* 01/03/17	at Tennessee	w 82-78	13002
Scoring margin	+1.1	-	* 01/07/17	at Kentucky	L 71-97	24322
FIELD GOALS-ATT	349-751	331-746	* 01/10/17	MISSISSIPPI STATE	L 78-84	15111
Field goal pct	.465	.444	* 01/14/17	MISSOURI	w 92-73	15424
3 POINT FG-ATT	94-237	96-281	* 01/17/17	at Texas A&M	w 62-60	9474
3-point FG pct	.397	.342	* 01/21/17	LSU	w 99-86	16333
3-pt FG made per game	7.2	7.4	* 01/24/17	at Vanderbilt	w 71-70	9408
FREE THROWS-ATT	220-307	240-343	* 02/01/17	ALABAMA	w 87-68	14004
Free throw pct	.717	.700	* 02/04/17	at Missouri	L 78-83	11434
F-Throws made per game	16.9	18.5	* 02/07/17	VANDERBILT	L 59-72	13494
REBOUNDS	434	472	* 02/11/17	at LSU	w 78-70	7132
Rebounds per game	33.4	36.3	* 2/15/17	at South Carolina	w 83-76	13001
Rebounding margin	-2.9	-				
ASSISTS	169	171	* - Conference game			
Assists per game	13.0	13.2				
TURNOVERS	148	167				
Turnovers per game	11.4	12.8				
Turnover margin	+1.5	-				
Assist/turnover ratio	1.1	1.0				
STEALS	87	66				
Steals per game	6.7	5.1				
BLOCKS	52	39				
Blocks per game	4.0	3.0				
ATTENDANCE	94721	87773				
Home games-Avg/Game	6-15787	7-12539				
Neutral site-Avg/Game	-	0-0				

Score by Periods	1st	2nd	Totals
Arkansas	458	554	1012
Opponents	484	514	998

0		JAYLEN <b>BARFORD</b> ■ JR ■ G ■ 6-3 ■ 202 Jackson, Tenn. ■ Motlow State CC	<table><tr><th>YEAR</th><th>GP/GS</th><th>PPG</th><th>APG</th><th>RPG</th><th>SPG</th><th>FG%</th><th>FT%</th></tr><tr><td>2016-17</td><td>26/20</td><td>11.6</td><td>2.2</td><td>3.7</td><td>1.0</td><td>.455</td><td>.690</td></tr><tr><td>Career</td><td>26/20</td><td>11.6</td><td>2.2</td><td>3.7</td><td>1.0</td><td>.455</td><td>.690</td></tr></table>	YEAR	GP/GS	PPG	APG	RPG	SPG	FG%	FT%	2016-17	26/20	11.6	2.2	3.7	1.0	.455	.690	Career	26/20	11.6	2.2	3.7	1.0	.455	.690	<b>PLAYER NOTABLES:</b> <ul style="list-style-type: none"><li>• Tied his career high with 23 points at South Carolina, including 17 in the first half.</li><li>• Scored 9 straight points in 80 seconds against Alabama.</li><li>• Scored 10+ points in 17 of 25 games this season.</li></ul>	<b>CAREER HIGHS</b> <p>PTS: 23 - (2x) last at S. Carolina (2/15/17) AST: 6 - vs. Vanderbilt (2/7/17) REB: 6 - (4x) last at LSU (2/11/17) STL: 3 - (3x) last vs. Vanderbilt (2/7/17)</p>
YEAR	GP/GS	PPG	APG	RPG	SPG	FG%	FT%																						
2016-17	26/20	11.6	2.2	3.7	1.0	.455	.690																						
Career	26/20	11.6	2.2	3.7	1.0	.455	.690																						
1		TREY <b>THOMPSON</b> ■ JR ■ F ■ 6-9 ■ 265 Madison, Ark. ■ Forrest City HS	<table><tr><th>YEAR</th><th>GP/GS</th><th>PPG</th><th>RPG</th><th>BPG</th><th>APG</th><th>FG%</th><th>FT%</th></tr><tr><td>2016-17</td><td>26/0</td><td>2.2</td><td>2.8</td><td>0.7</td><td>1.3</td><td>.618</td><td>.667</td></tr><tr><td>Career</td><td>69/1</td><td>2.2</td><td>2.9</td><td>0.7</td><td>1.1</td><td>.590</td><td>.600</td></tr></table>	YEAR	GP/GS	PPG	RPG	BPG	APG	FG%	FT%	2016-17	26/0	2.2	2.8	0.7	1.3	.618	.667	Career	69/1	2.2	2.9	0.7	1.1	.590	.600	<b>PLAYER NOTABLES:</b> <ul style="list-style-type: none"><li>• Has at least one rebound in all but three games this season.</li><li>• Second on the team with 19 blocks. Nine multi-block games.</li><li>• Went a perfect 6-6 from the field, scoring a career-high 13 points against LSU last year. (2/23/16).</li></ul>	<b>CAREER HIGHS</b> <p>PTS: 13 - LSU (2/23/16) REB: 9 - Texas Tech (1/30/16) BLK: 4 - Texas Tech (1/30/16) AST: 5 - North Florida (12/22/15)</p>
YEAR	GP/GS	PPG	RPG	BPG	APG	FG%	FT%																						
2016-17	26/0	2.2	2.8	0.7	1.3	.618	.667																						
Career	69/1	2.2	2.9	0.7	1.1	.590	.600																						
2		ADRIO <b>BAILEY</b> ■ FR ■ F ■ 6-6 ■ 204 Campti, La. ■ Lakeview HS	<table><tr><th>YEAR</th><th>GP/GS</th><th>PPG</th><th>RPG</th><th>BPG</th><th>APG</th><th>FG%</th><th>FT%</th></tr><tr><td>2016-17</td><td>21/2</td><td>2.0</td><td>1.6</td><td>0.3</td><td>0.4</td><td>.621</td><td>.313</td></tr><tr><td>Career</td><td>21/2</td><td>2.0</td><td>1.6</td><td>0.3</td><td>0.4</td><td>.621</td><td>.313</td></tr></table>	YEAR	GP/GS	PPG	RPG	BPG	APG	FG%	FT%	2016-17	21/2	2.0	1.6	0.3	0.4	.621	.313	Career	21/2	2.0	1.6	0.3	0.4	.621	.313	<b>PLAYER NOTABLES:</b> <ul style="list-style-type: none"><li>• Recorded his career start on Feb. 11 at LSU.</li><li>• Has four of his seven blocks in the last five games.</li><li>• Scored a career-high 14 points, 7 rebounds, 2 assists and 2 blocks against Austin Peay.</li></ul>	<b>CAREER HIGHS</b> <p>PTS: 14 - Austin Peay (12/3/16) REB: 7 - Austin Peay (12/3/16) BLK: 2 - (2x) last vs. Vanderbilt (2/7/17) AST: 2 - Austin Peay (12/3/16)</p>
YEAR	GP/GS	PPG	RPG	BPG	APG	FG%	FT%																						
2016-17	21/2	2.0	1.6	0.3	0.4	.621	.313																						
Career	21/2	2.0	1.6	0.3	0.4	.621	.313																						
3		DUSTY <b>HANNAHS</b> ■ SR ■ G ■ 6-3 ■ 210 Little Rock, Ark. ■ Texas Tech University	<table><tr><th>YEAR</th><th>GP/GS</th><th>PPG</th><th>APG</th><th>SPG</th><th>FG%</th><th>3FG%</th><th>FT%</th></tr><tr><td>2016-17</td><td>26/13</td><td>14.9</td><td>1.6</td><td>0.5</td><td>.451</td><td>.396</td><td>.884</td></tr><tr><td>Career</td><td>121/59</td><td>11.2</td><td>0.9</td><td>0.5</td><td>.430</td><td>.398</td><td>.879</td></tr></table>	YEAR	GP/GS	PPG	APG	SPG	FG%	3FG%	FT%	2016-17	26/13	14.9	1.6	0.5	.451	.396	.884	Career	121/59	11.2	0.9	0.5	.430	.398	.879	<b>PLAYER NOTABLES:</b> <ul style="list-style-type: none"><li>• 3rd in the SEC in free throw percentage (.884).</li><li>• Scored 9 straight pts in less than 2 min at South Carolina.</li><li>• Has scored 10+ points in 30 of the last 33 contests dating back to last season.</li></ul>	<b>CAREER HIGHS</b> <p>PTS: 33 - Florida (3/10/16) AST: 6 - at West Virginia (1/22/14) STL: 3 - (2x) last vs. Miss. St. (1/9/16) 3FGM: 8 - Miss. St. (1/9/16)</p>
YEAR	GP/GS	PPG	APG	SPG	FG%	3FG%	FT%																						
2016-17	26/13	14.9	1.6	0.5	.451	.396	.884																						
Career	121/59	11.2	0.9	0.5	.430	.398	.879																						
4		DARYL <b>MACON</b> ■ JR ■ G ■ 6-3 ■ 185 Little Rock, Ark. ■ Holmes CC	<table><tr><th>YEAR</th><th>GP/GS</th><th>PPG</th><th>APG</th><th>SPG</th><th>FG%</th><th>3FG%</th><th>FT%</th></tr><tr><td>2016-17</td><td>26/21</td><td>13.1</td><td>2.2</td><td>1.1</td><td>.430</td><td>.370</td><td>.883</td></tr><tr><td>Career</td><td>26/21</td><td>13.1</td><td>2.2</td><td>1.1</td><td>.430</td><td>.370</td><td>.883</td></tr></table>	YEAR	GP/GS	PPG	APG	SPG	FG%	3FG%	FT%	2016-17	26/21	13.1	2.2	1.1	.430	.370	.883	Career	26/21	13.1	2.2	1.1	.430	.370	.883	<b>PLAYER NOTABLES:</b> <ul style="list-style-type: none"><li>• 4th in the SEC in free throw percentage (.876).</li><li>• Has scored 12+ points in 20 of 26 games this season.</li><li>• Two 12+ made free throw performances this season. (14-of-14 vs. Texas; 12-of-13 at Tennessee)</li></ul>	<b>CAREER HIGHS</b> <p>PTS: 23 - Texas (12/17/16) AST: 6 - Missouri (1/14/17) STL: 4 - Fort Wayne (11/11/16) 3FGM: 4 - (2x) last vs. Missouri (1/14/17)</p>
YEAR	GP/GS	PPG	APG	SPG	FG%	3FG%	FT%																						
2016-17	26/21	13.1	2.2	1.1	.430	.370	.883																						
Career	26/21	13.1	2.2	1.1	.430	.370	.883																						
5		ARLANDO <b>COOK</b> ■ JR ■ F ■ 6-8 ■ 215 St. Louis, Mo. ■ Connors State College	<table><tr><th>YEAR</th><th>GP/GS</th><th>PPG</th><th>RPG</th><th>BPG</th><th>APG</th><th>FG%</th><th>FT%</th></tr><tr><td>2016-17</td><td>26/7</td><td>3.2</td><td>2.4</td><td>0.4</td><td>0.4</td><td>.431</td><td>.645</td></tr><tr><td>Career</td><td>26/7</td><td>3.2</td><td>2.4</td><td>0.4</td><td>0.4</td><td>.431</td><td>.645</td></tr></table>	YEAR	GP/GS	PPG	RPG	BPG	APG	FG%	FT%	2016-17	26/7	3.2	2.4	0.4	0.4	.431	.645	Career	26/7	3.2	2.4	0.4	0.4	.431	.645	<b>PLAYER NOTABLES:</b> <ul style="list-style-type: none"><li>• Has an offensive board in six of the last nine games.</li><li>• Pulled down at least one rebound in 21 of 22 games.</li><li>• Had a career high four offensive rebounds at Missouri on Feb. 4.</li></ul>	<b>CAREER HIGHS</b> <p>PTS: 9 - Southern Illinois (11/14/16) REB: 7 - at Texas A&amp;M (1/17/17) BLK: 3 - (5x) last vs. Sam Houston State (12/20/16) AST: 2 - (3x) last vs. LSU (1/21/17)</p>
YEAR	GP/GS	PPG	RPG	BPG	APG	FG%	FT%																						
2016-17	26/7	3.2	2.4	0.4	0.4	.431	.645																						
Career	26/7	3.2	2.4	0.4	0.4	.431	.645																						
12		BRACHEN <b>HAZEN</b> ■ FR ■ F ■ 6-8 ■ 195 Fort Wayne, Ind. ■ Columbia City HS	<table><tr><th>YEAR</th><th>GP/GS</th><th>PPG</th><th>APG</th><th>RPG</th><th>FG%</th><th>3FG%</th><th>FT%</th></tr><tr><td>2016-17</td><td>11/0</td><td>0.3</td><td>0.1</td><td>0.9</td><td>.200</td><td>.000</td><td>.250</td></tr><tr><td>Career</td><td>11/0</td><td>0.3</td><td>0.1</td><td>0.9</td><td>.200</td><td>.000</td><td>.250</td></tr></table>	YEAR	GP/GS	PPG	APG	RPG	FG%	3FG%	FT%	2016-17	11/0	0.3	0.1	0.9	.200	.000	.250	Career	11/0	0.3	0.1	0.9	.200	.000	.250	<b>PLAYER NOTABLES:</b> <ul style="list-style-type: none"><li>• Had a tip-in off an offensive rebound vs. Austin Peay.</li><li>• Ranked as the No. 7 player in the state of Indiana.</li><li>• Had five rebounds in seven minutes of action against Sam Houston State in North Little Rock.</li></ul>	<b>CAREER HIGHS</b> <p>PTS: 2 - Austin Peay (12/3/16) AST: 1 - Sam Houston State (12/22/16) REB: 5 - Sam Houston State (12/22/16) 3FGM: --</p>
YEAR	GP/GS	PPG	APG	RPG	FG%	3FG%	FT%																						
2016-17	11/0	0.3	0.1	0.9	.200	.000	.250																						
Career	11/0	0.3	0.1	0.9	.200	.000	.250																						
13		DUSTIN <b>THOMAS</b> ■ R-JR ■ F ■ 6-8 ■ 225 Texarkana, Texas ■ University of Colorado	<table><tr><th>YEAR</th><th>GP/GS</th><th>PPG</th><th>RPG</th><th>BPG</th><th>SPG</th><th>FG%</th><th>FT%</th></tr><tr><td>2016-17</td><td>26/17</td><td>5.4</td><td>4.2</td><td>0.2</td><td>0.7</td><td>.477</td><td>.691</td></tr><tr><td>Career</td><td>93/34</td><td>4.4</td><td>2.9</td><td>0.2</td><td>0.4</td><td>.445</td><td>.640</td></tr></table>	YEAR	GP/GS	PPG	RPG	BPG	SPG	FG%	FT%	2016-17	26/17	5.4	4.2	0.2	0.7	.477	.691	Career	93/34	4.4	2.9	0.2	0.4	.445	.640	<b>PLAYER NOTABLES:</b> <ul style="list-style-type: none"><li>• Has scored 8+ points in nine games this season.</li><li>• Recorded 10 pts and 6 rbs in his first start as a Razorback.</li><li>• Had seven first half rebounds against Sam Houston State.</li><li>• Sat out last season after transferring from Colorado.</li></ul>	<b>CAREER HIGHS</b> <p>PTS: 17 - USC (1/4/15) REB: 9 - at LSU (2/11/17) BLK: 2 - (2x) last vs. California (2/12/15) STL: 3 - (2x) last at LSU (2/11/17)</p>
YEAR	GP/GS	PPG	RPG	BPG	SPG	FG%	FT%																						
2016-17	26/17	5.4	4.2	0.2	0.7	.477	.691																						
Career	93/34	4.4	2.9	0.2	0.4	.445	.640																						
21		MANUALE <b>WATKINS</b> ■ SR ■ G ■ 6-3 ■ 222 Fayetteville, Ark. ■ Fayetteville HS	<table><tr><th>YEAR</th><th>GP/GS</th><th>PPG</th><th>APG</th><th>RPG</th><th>SPG</th><th>FG%</th><th>FT%</th></tr><tr><td>2016-17</td><td>26/13</td><td>5.8</td><td>1.8</td><td>3.7</td><td>1.3</td><td>.561</td><td>.577</td></tr><tr><td>Career</td><td>102/22</td><td>4.0</td><td>1.5</td><td>2.6</td><td>1.0</td><td>.524</td><td>.592</td></tr></table>	YEAR	GP/GS	PPG	APG	RPG	SPG	FG%	FT%	2016-17	26/13	5.8	1.8	3.7	1.3	.561	.577	Career	102/22	4.0	1.5	2.6	1.0	.524	.592	<b>PLAYER NOTABLES:</b> <ul style="list-style-type: none"><li>• Has 14 TO's in 547 mins. of action or 1.0 TO every 40.0 mins.</li><li>• Leads the team with 33 steals.</li><li>• Third on the team in rebounding, averaging 3.7 rebounds per game.</li></ul>	<b>CAREER HIGHS</b> <p>PTS: 14 - (2x) last at Wake Forest (12/4/15) AST: 5 - (2x) last vs. Northwestern St. (12/1/15) REB: 9 - Northwestern St. (12/1/15) STL: 5 - Wake Forest (11/19/14)</p>
YEAR	GP/GS	PPG	APG	RPG	SPG	FG%	FT%																						
2016-17	26/13	5.8	1.8	3.7	1.3	.561	.577																						
Career	102/22	4.0	1.5	2.6	1.0	.524	.592																						
23		C.J. <b>JONES</b> ■ FR ■ G ■ 6-5 ■ 175 Birmingham, Ala. ■ Central Park Christian	<table><tr><th>YEAR</th><th>GP/GS</th><th>PPG</th><th>APG</th><th>SPG</th><th>FG%</th><th>3FG%</th><th>FT%</th></tr><tr><td>2016-17</td><td>15/0</td><td>3.4</td><td>0.4</td><td>0.1</td><td>.486</td><td>.522</td><td>.714</td></tr><tr><td>Career</td><td>15/0</td><td>3.4</td><td>0.4</td><td>0.1</td><td>.486</td><td>.522</td><td>.714</td></tr></table>	YEAR	GP/GS	PPG	APG	SPG	FG%	3FG%	FT%	2016-17	15/0	3.4	0.4	0.1	.486	.522	.714	Career	15/0	3.4	0.4	0.1	.486	.522	.714	<b>PLAYER NOTABLES:</b> <ul style="list-style-type: none"><li>• 36 of his 51 points this season have come from three's.</li><li>• Averaged 28 ppg, 6 rpg, 4 apg and 3 spg as a senior.</li><li>• Had 11 points vs. Austin Peay on 4-of-6 shooting, 3-of-4 from behind the arc. Is shooting 50.0 percent from the field.</li></ul>	<b>CAREER HIGHS</b> <p>PTS: 11 - (2x) last vs. Austin Peay (12/3/16) AST: 2 - Austin Peay (12/3/16) STL: 1 - Missouri (1/14/17) 3FGM: 3 - Austin Peay (12/3/16)</p>
YEAR	GP/GS	PPG	APG	SPG	FG%	3FG%	FT%																						
2016-17	15/0	3.4	0.4	0.1	.486	.522	.714																						
Career	15/0	3.4	0.4	0.1	.486	.522	.714																						
31		ANTON <b>BEARD</b> ■ JR ■ G ■ 6-0 ■ 198 North Little Rock, Ark. ■ North Little Rock HS	<table><tr><th>YEAR</th><th>GP/GS</th><th>PPG</th><th>APG</th><th>SPG</th><th>FG%</th><th>3FG%</th><th>FT%</th></tr><tr><td>2016-17</td><td>26/11</td><td>8.5</td><td>2.1</td><td>1.0</td><td>.433</td><td>.394</td><td>.757</td></tr><tr><td>Career</td><td>84/28</td><td>6.9</td><td>1.8</td><td>1.0</td><td>.388</td><td>.345</td><td>.689</td></tr></table>	YEAR	GP/GS	PPG	APG	SPG	FG%	3FG%	FT%	2016-17	26/11	8.5	2.1	1.0	.433	.394	.757	Career	84/28	6.9	1.8	1.0	.388	.345	.689	<b>PLAYER NOTABLES:</b> <ul style="list-style-type: none"><li>• Pulled down multiple rebounds in six of the last 11 games.</li><li>• Has multiple assists in 16 games this year.</li><li>• Scored 10+ points in 10 of the last 16 games.</li><li>• Had 7 dimes against LSU, most by a Razorback this year.</li></ul>	<b>CAREER HIGHS</b> <p>PTS: 18 - at Georgia (1/23/16) AST: 7 - LSU (1/21/17) STL: 5 - Milwaukee (12/22/14) 3FGM: 4 - at Ole Miss (2/14/15)</p>
YEAR	GP/GS	PPG	APG	SPG	FG%	3FG%	FT%																						
2016-17	26/11	8.5	2.1	1.0	.433	.394	.757																						
Career	84/28	6.9	1.8	1.0	.388	.345	.689																						
33		MOSES <b>KINGSLEY</b> ■ SR ■ F ■ 6-10 ■ 230 Abuja, Nigeria ■ Huntington Prep (W.Va.)	<table><tr><th>YEAR</th><th>GP/GS</th><th>PPG</th><th>RPG</th><th>BPG</th><th>SPG</th><th>FG%</th><th>FT%</th></tr><tr><td>2016-17</td><td>26/26</td><td>11.9</td><td>7.5</td><td>2.7</td><td>0.7</td><td>.464</td><td>.740</td></tr><tr><td>Career</td><td>126/61</td><td>8.5</td><td>5.4</td><td>1.9</td><td>0.7</td><td>.512</td><td>.666</td></tr></table>	YEAR	GP/GS	PPG	RPG	BPG	SPG	FG%	FT%	2016-17	26/26	11.9	7.5	2.7	0.7	.464	.740	Career	126/61	8.5	5.4	1.9	0.7	.512	.666	<b>PLAYER NOTABLES:</b> <ul style="list-style-type: none"><li>• Is second in the SEC in career double-doubles with 21.</li><li>• Is 11th in the country with 2.69 blocks per game.</li><li>• Named to the Wooden Award Watch List.</li><li>• Has 3+ blocks in 14 games this season.</li></ul>	<b>CAREER HIGHS</b> <p>PTS: 26 - at Dayton (12/30/15) REB: 14 - (3x) last vs. #25 Florida (12/29/16) BLK: 8 - Tennessee Tech (12/12/15) STL: 4 - Auburn (2/17/16)</p>
YEAR	GP/GS	PPG	RPG	BPG	SPG	FG%	FT%																						
2016-17	26/26	11.9	7.5	2.7	0.7	.464	.740																						
Career	126/61	8.5	5.4	1.9	0.7	.512	.666																						
HC		 1980-82 - Student-Athlete  1982-85 - Volunteer Assistant  1985-89 - Volunteer Assistant 1989-00 - Assistant Coach 2000-02 - Assistant Head Coach  2002-06 - Head Coach 89-41 (.680)  2006-11 - Head Coach 111-57 (.660)  2011-Present - Head Coach 121-71 (.630)																											